

Welcome to Libby!

Presented by

Tula Biederman

Library Assistant II

Sausalito Public Library

Getting Started

- To begin, make sure you have your library card number (211110xxxxxxx) and library PIN (password) handy.
- If you'd like to access e-books and e-audiobooks on a computer, you don't need Libby. You can explore our digital collections at <https://marinet.overdrive.com/> with your library card number and PIN.
- To use Libby, you'll first need to download the app. Go to your App Store on your mobile device or tablet, search for "Libby", and download!

Open Libby and you'll be greeted with this message! Select "Yes."



Welcome! Thousands of public libraries offer ebooks and audiobooks (for free!) in Libby. Let me ask you a few questions, to guide you to your library.

First question: do you have
a library card?

Yes

Not Yet



Okay! If you have Libby on another device, you should simply copy your cards across.

Copy From My Other Device

Otherwise, you can look up your library by name or location.

I'll Search For A Library

Of course, there's an easy way. Shall I **guess your library?**

Yes, Guess My Library

If it's your first time using Libby, tap here and search for "Sausalito."

If you're already set up on another device and would like to access your items on this device too, tap here.

If you're planning to read on a Kindle, select the first option.

If you'd like to read or listen on this device, select the second.



Many books at **MARINet** can be sent to Kindle.

If you have a Kindle, we can streamline the way you send books to your device. (It's easy to change this preference later.)

I'll Mostly Read On A Kindle

Of course, Libby has a great built-in reader. If you don't have a Kindle, or you simply prefer to read on this device, go ahead!

I'll Mostly Read In Libby

Note: If you're not certain or you have multiple devices, don't worry! This is easy to change.

BACK

HIDE



Let's take a moment to sign into your **MARINet** account. Where do you use your library card?

Sausalito Public Library

Choose Another Location

I Would Like A Library Card

Select
"Sausalito
Public Library."

BACK

HIDE



Enter your library account details. (If you need help, [get in touch](#).)

21111012345678

The number printed on your library card, usually under a barcode.

[Next](#)

Your library card number should start with 211110 followed by 8 unique digits. If you can't find it, email reference@sausalito.gov for assistance.

Once your card number has been entered, you'll be asked for your corresponding PIN.

HIDE



Okay, you're signed in! Here is your library card.

21111011094398

LOANS
4 of 15

HOLDS
2 of 15



[Rename Card](#)

[Next](#)

Hooray!

Tap "Next."

Search for items
by title or author.



Search For A Book...



+ Preferences

Explore >

This is the
Library screen.

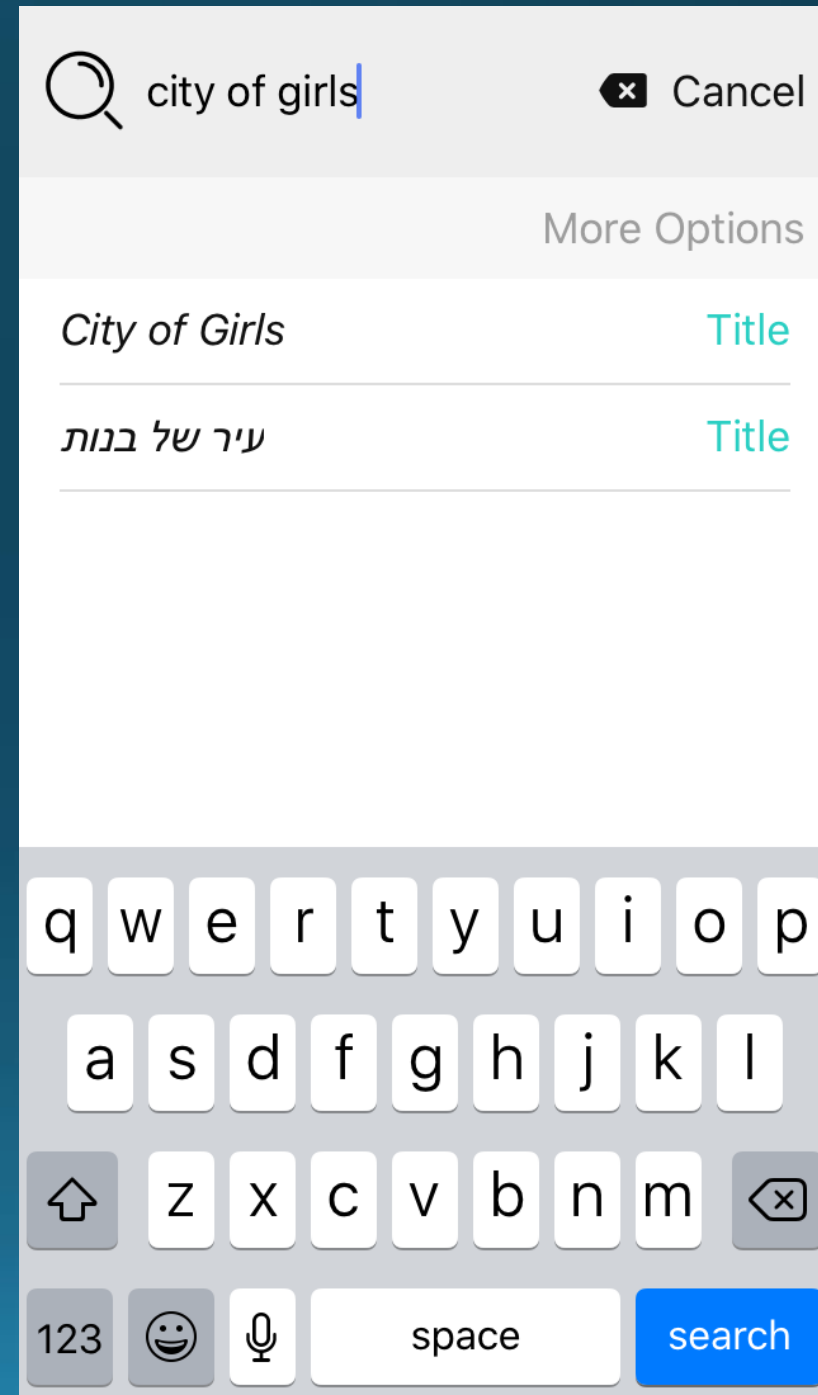


Scroll down to browse.

Library

Shelf

As you type a title or author into the search bar, Libby will suggest what it thinks you might be seeking. When you see what you're looking for, tap it to see your results.



These are my search results. Tapping "Preferences" will allow you to narrow your options to only e-books or only e-audiobooks.

The screenshot shows a library app interface. At the top, there's a back arrow, the word "Library", a search icon, and a notification icon with the number "17". Below this, the text reads "Everything matching 'City of Girls'", followed by "Listing 57 books and 4 audiobooks." and "Includes: Fiction (19), Juvenile Fiction (19), Young Adult Fiction (17), and more." A dark red bar contains a "+" icon for "Preferences" and a "Refine" button with a menu icon. Below this, a section titled "On your holds shelf." shows the book "City of Girls" by Elizabeth Gilbert. The book cover is visible on the left. To the right, it says "~11 Weeks" and "Manage Hold" with a small icon. At the bottom, there are tabs for "Library" and "Shelf". A circular sticker for "EASILY DELICIOUS DESSERTS" is partially visible at the bottom center.



⊗ Preferences

Refine ≡

Format Any

Language Any

Audience All

Compatibility Libby


Availability Everything

Sort By Default

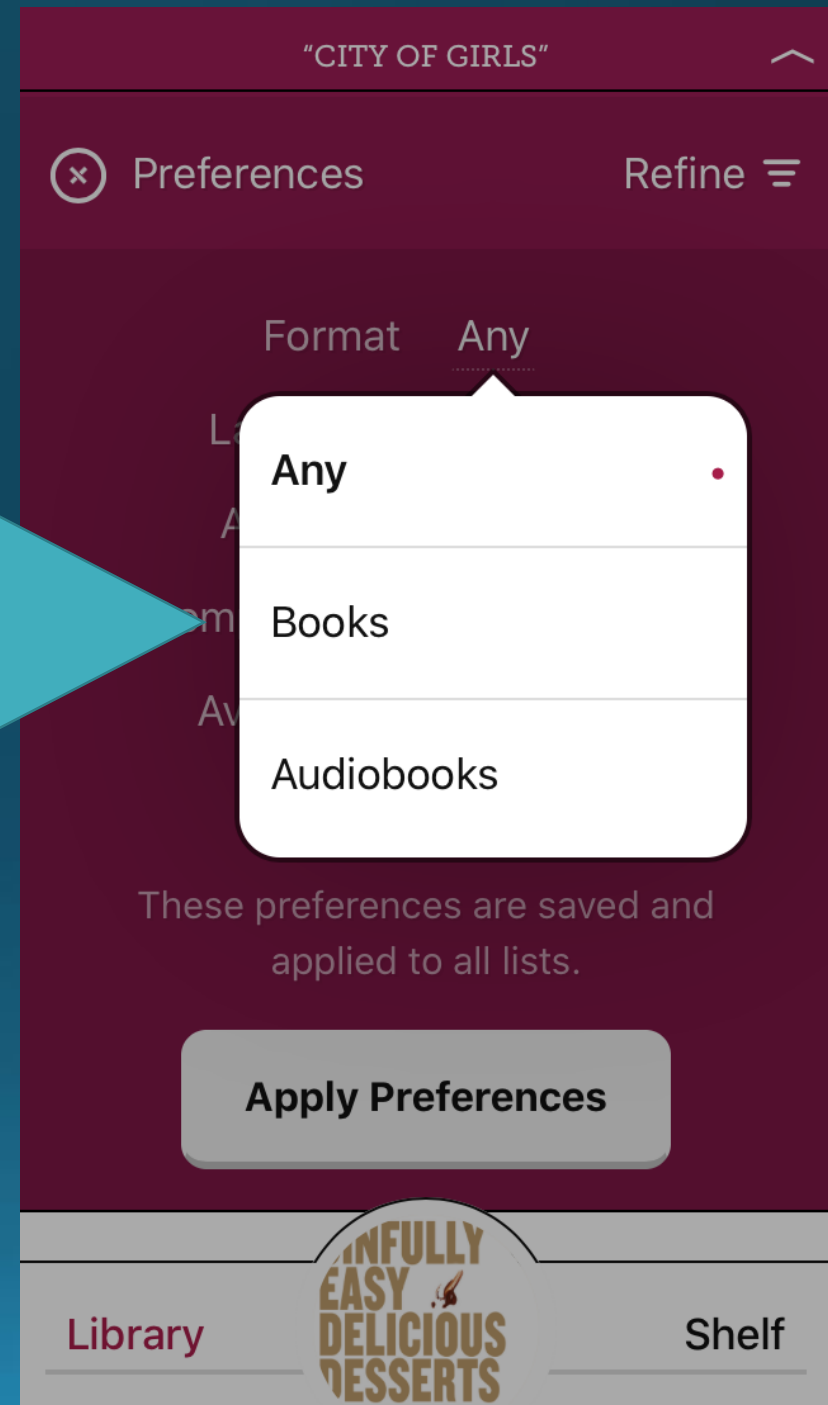
These preferences are saved and applied to all lists.

Apply Preferences

Select "Any."

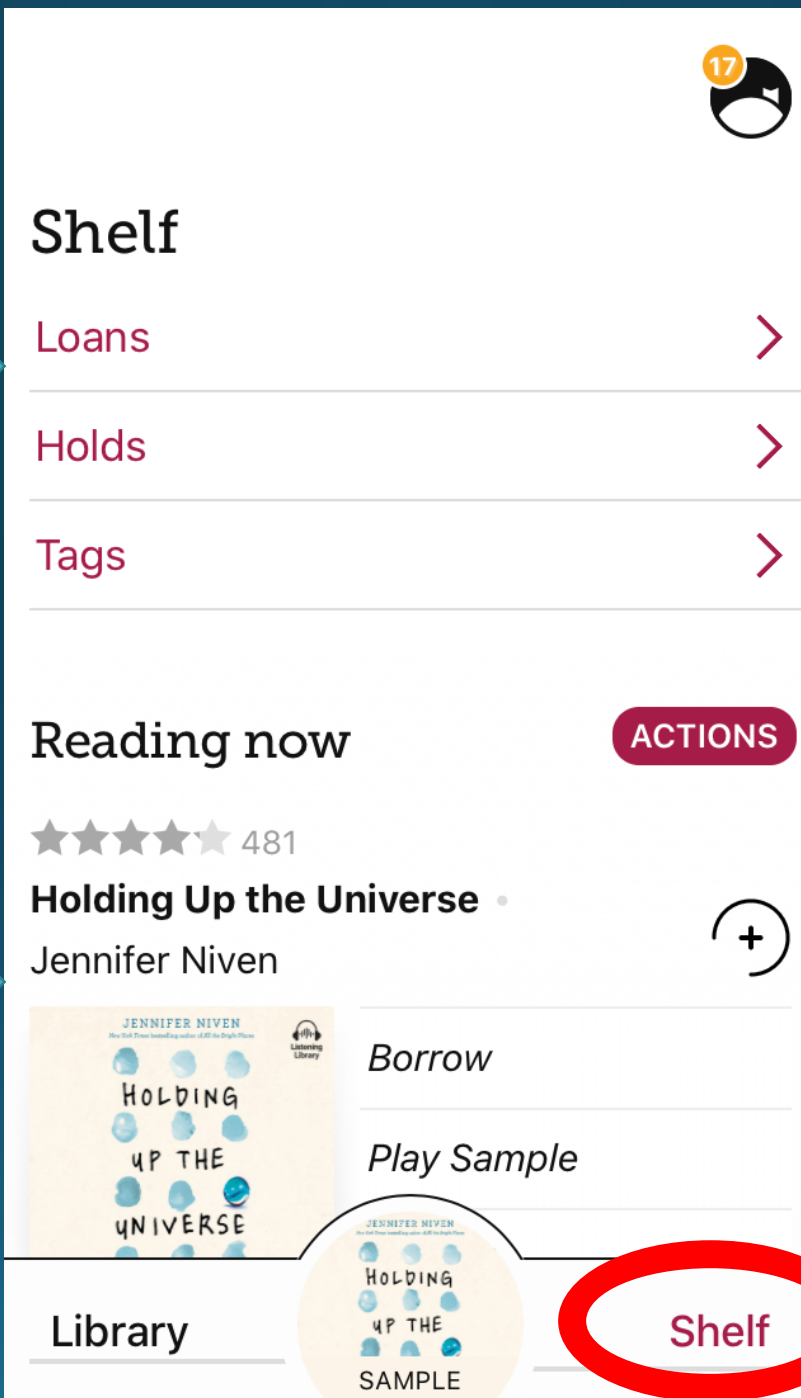


Here you can indicate your preference for only e-books or only e-audiobooks. Libby will remember this preference for future searches. Return to this menu to alter your preference.



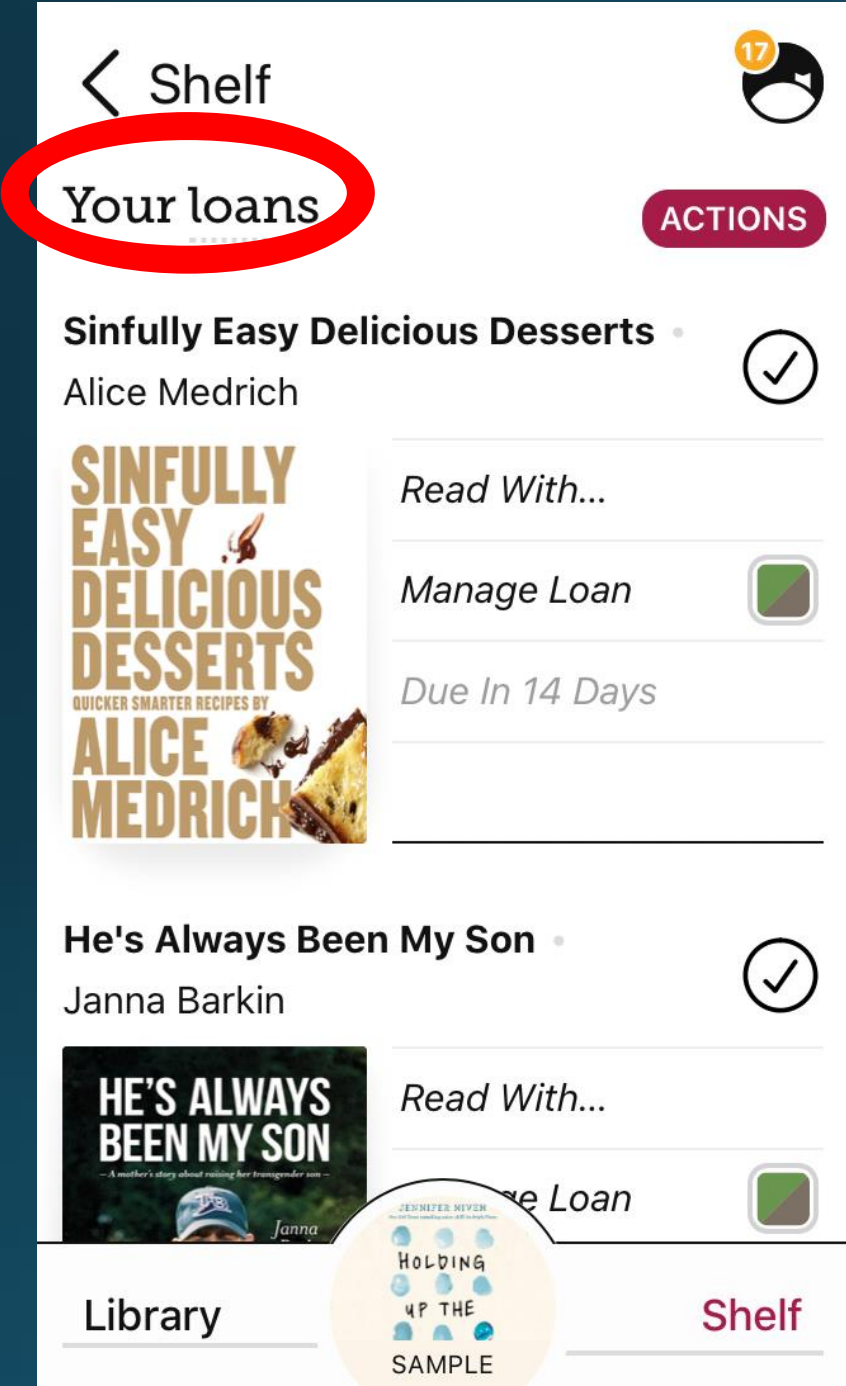
First we'll go over the "Loans" option.

"Reading Now" is a list of items you've checked out and started.

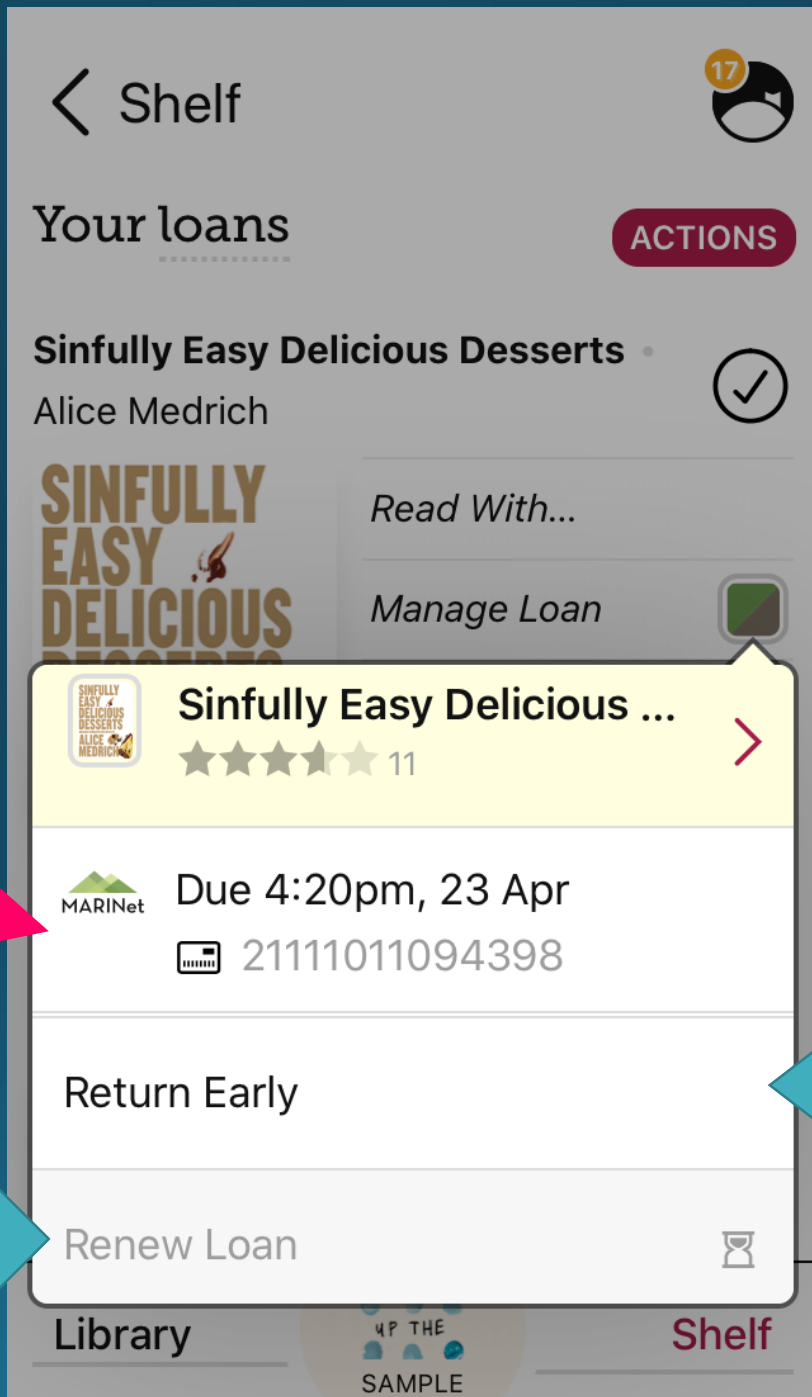


This is the Shelf screen.

For ebooks, selecting "Read With" will give you the option to read via Libby on the device you're currently using, or connect your Amazon account so you can read on a Kindle.



In the next slide, we'll go over the "Manage Loan" options.



Here's the item's due date and the library card on which it was checked out.

If the item can be renewed, you can renew it here. If it's gray like this, then it's not available to renew, either because you still have plenty of time left or because another patron has the item on hold.

If you've finished your item before it's due, you can select "Return Early" to free it up for other patrons. Otherwise, the item will automatically disappear when it's due.

Now we're in the "Holds" section of the "Shelf" page.

The screenshot shows a mobile app interface for a library. At the top, there is a back arrow and the word "Shelf". To the right is a profile icon with a notification badge showing "17". Below this is a red circle around the text "Your holds". To the right of this is a purple button labeled "ACTIONS". The main content area lists two holds. The first hold is for the book "Exhalation" by Ted Chiang. It features the book cover on the left and a list of actions on the right: "Available Soon", "Manage Hold" (with a green square icon), "Read Sample", and "Deliver After 10 Apr". The second hold is for the book "City of Girls" by Elizabeth Gilbert. It features the book cover on the left and the text "~11 Weeks" on the right. Below the "City of Girls" hold is a circular icon with the text "HOLDING UP THE SAMPLE". At the bottom of the screen, there are two tabs: "Library" and "Shelf".

You can cancel or suspend holds with "Manage Hold".


Here's an estimate of the wait time on this hold.

I suspended this hold so that this item wouldn't arrive before April 10th, since I already had plenty to read.

E-audiobooks are indicated by the earbud icon beneath the cover image.

SHELF

Due In 18 Days


Bossypants • 

Tina Fey


SOUND LIBRARY

Tina Fey
Bossypants

Open Audiobook


Manage Loan 

Due In 19 Days

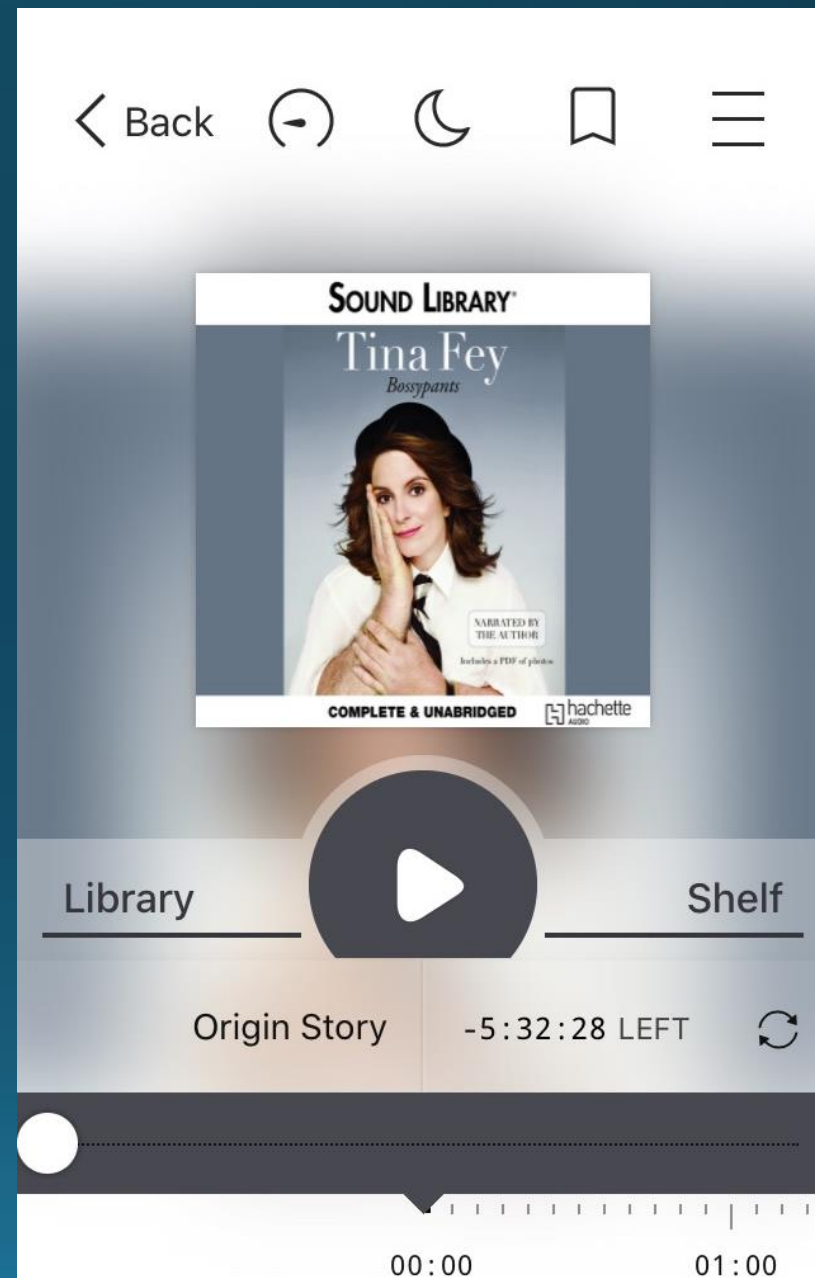
 AUDIO

[See all 4 loans >](#)

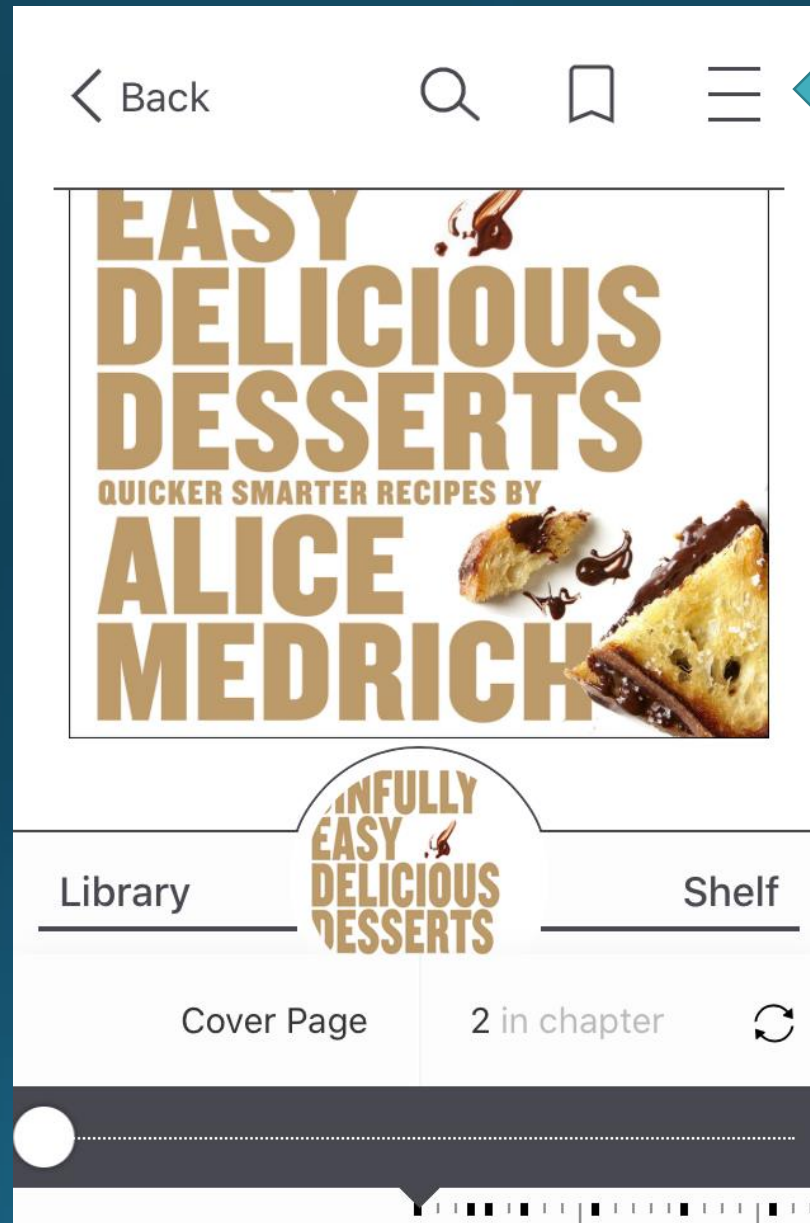
Recent returns

Library  Shelf

Upon borrowing and opening an e-audiobook, you'll see the cover of the book, as well as a marker that tracks how far along you are into it and how much time you have left in the recording.



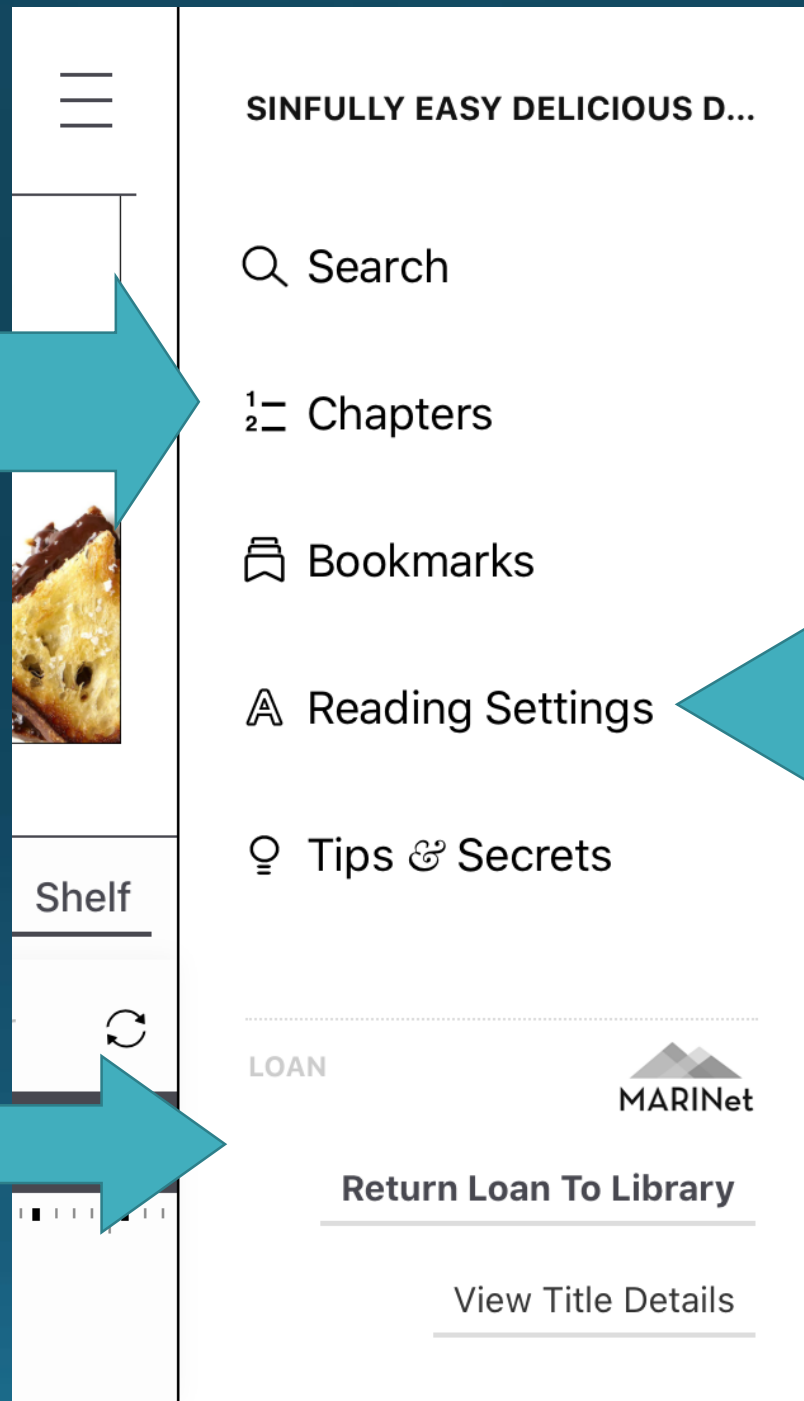
Upon borrowing and opening an e-book, you'll first see the cover and a progress bar at the bottom indicating how far along you are.



Tap these three horizontal lines to access your reading settings.

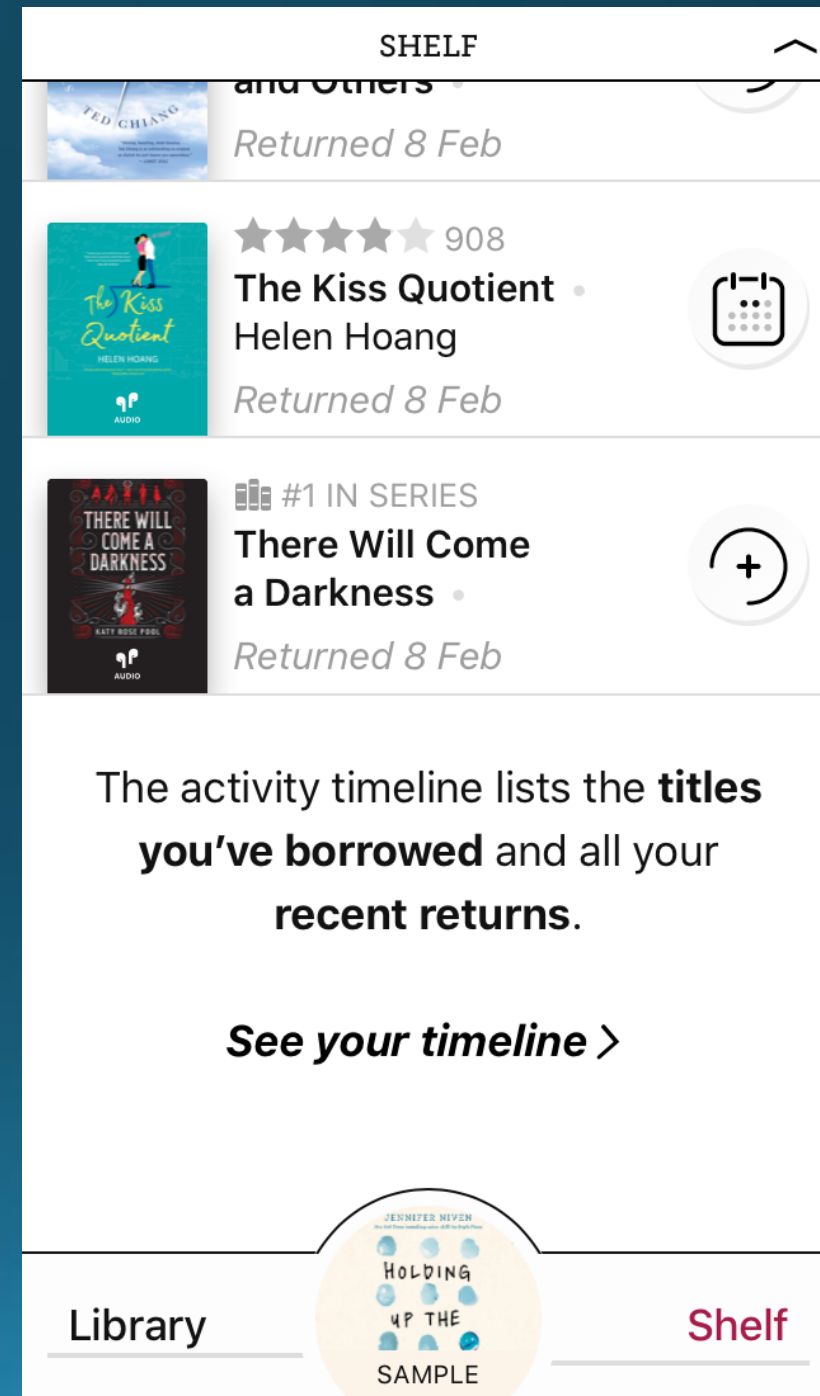
“Search”,
“Chapters”, and
“Bookmarks” all
provide ways to
skip to certain parts
of your e-book.

You can also return
your loan or find
more information
about your e-book.

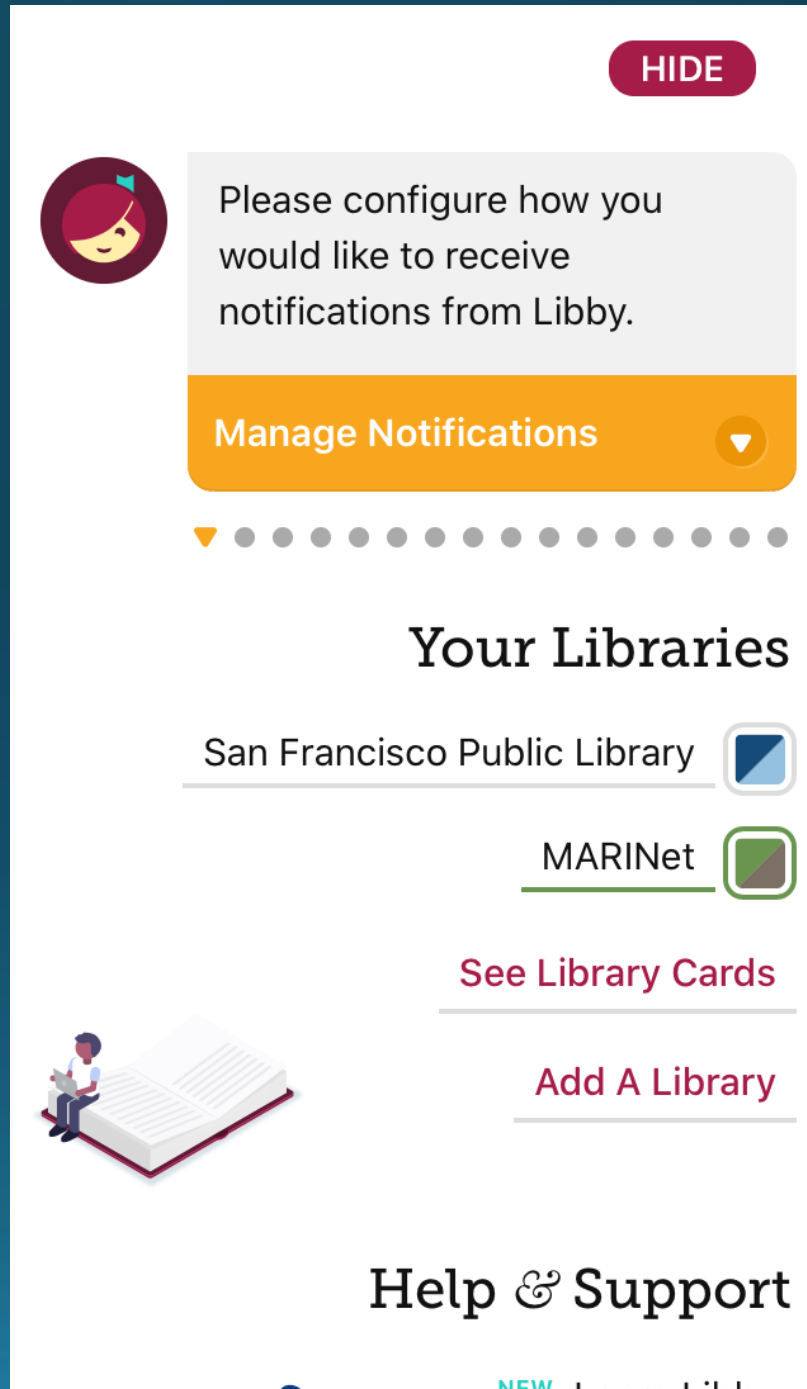


“Reading Settings”
includes ways to
change text size,
lighting, and other
display features.

Scroll to the bottom of your “Shelf” screen to see your timeline, which includes a complete history of your checkouts on Libby starting with the most recent.



You can navigate to this page to manage your notification settings, add cards from other systems that use Libby, and get tech support by tapping the small version of the Libby logo in the upper right corner of your screen.



And there you go!
Congratulations on setting up Libby.
If you have any further questions,
email reference@sausalito.gov.