








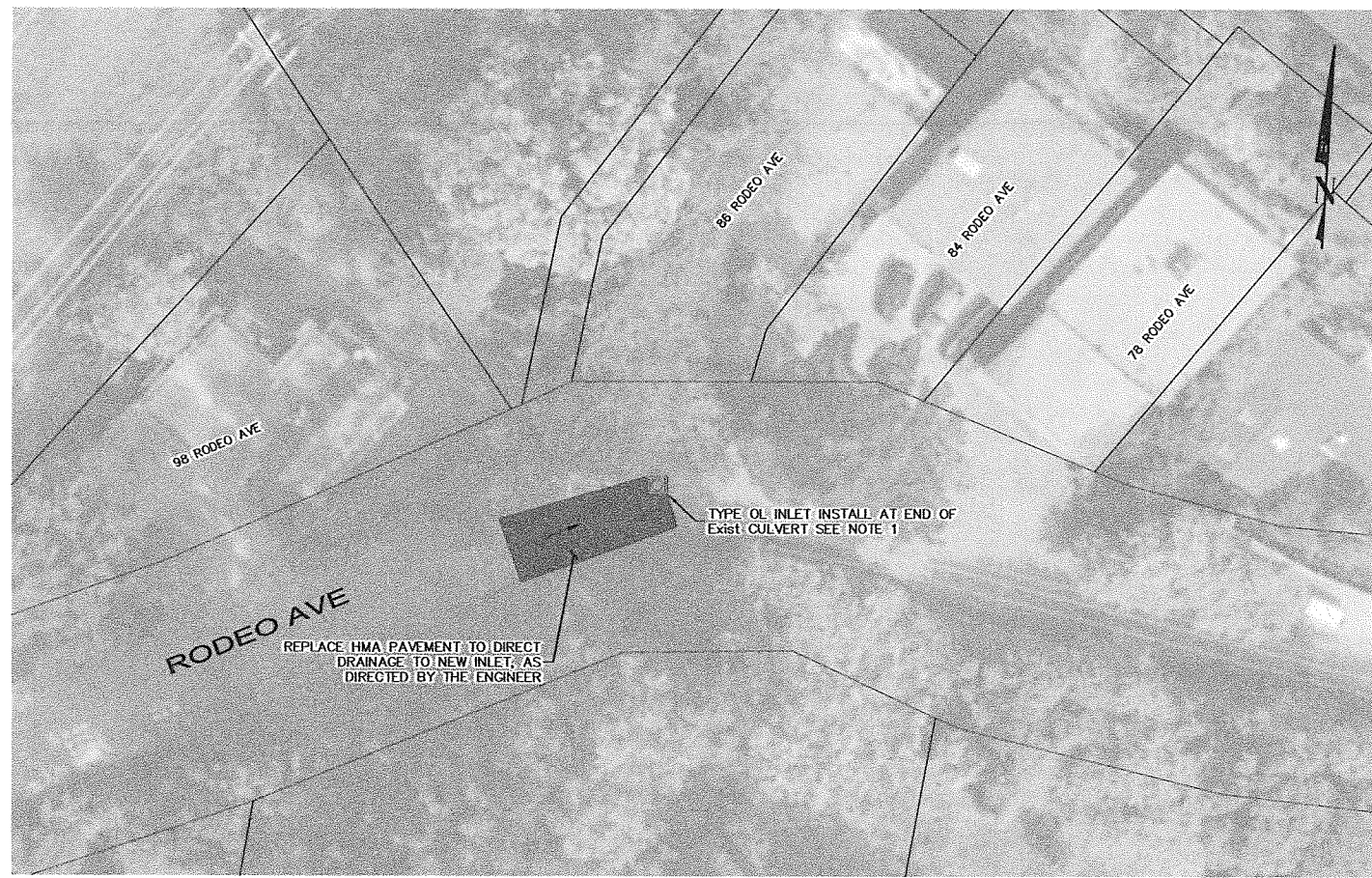


This document, together with the concepts and designs presented herein, is intended only for the specific purpose one client for which it was prepared. Reuse of and improper reliance on this document without written authorization and attestation by Kimley-Horn and Associates, Inc. shall be without liability to Kimley-Horn and Associates, Inc.

LEGEND:

-  AREA OF TREATMENT
-  FAILURE REPAIR AREA
-  SAWCUT
-  BASE FAILURE REPAIR
SEE CD-02 FOR DETAILS
-  PCC FAILURE REPAIR
SEE CD-02 FOR DETAILS
-  PAVEMENT FAILURE REPAIR
SEE CD-02 FOR DETAILS
-  DETAIL NUMBER
-  SHEET NUMBER
-  STANDARD DETAIL NUMBER
CALTRANS STANDARD PLANS



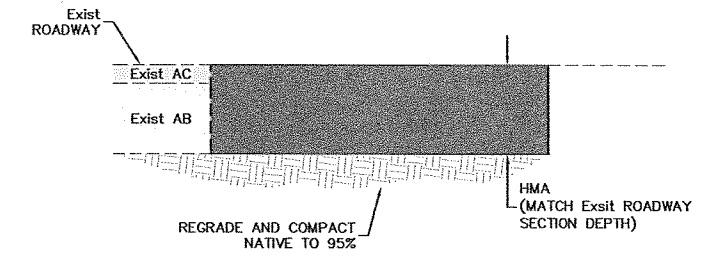
SECTION 21: INLET WORK WEST OF 84 RODEO AVE
NTS



LOCATION MAP
NTS

NOTE:

1. CONTRACTOR TO INSTALL TYPE OL INLET AT END OF Exist CULVERT AT LOCATION DESIGNATED BY ENGINEER.




DRIVEWAY/PARKING SECTION
NTS



No.	REVISIONS	DATE	BY

Kimley-Horn and Associates, Inc.
 © 2013 KIMLEY-HORN AND ASSOCIATES, INC.
 6130 STONERIDGE MALL RD, STE 370 PLEASANTON, CA 94588
 PHONE: 925-398-4840 FAX: 925-398-4849
 WWW.KIMLEY-HORN.COM



DESIGNED BY TH/JP	DRAWN BY TH/CG	CHECKED BY JP
PLANS PREPARED UNDER SUPERVISION OF:		
JOHN PULLIAM, P.E. REGISTERED CIVIL ENGINEER		
APRIL 2013 DATE	68897 RCE NO.	



PROJECT LAYOUT PLANS
RODEO AVE
 CITY OF SAUSALITO 2013 STREET IMPROVEMENT PROJECT

DRAWING NO PL-17
SHEET 20 of 27
JOB No. 097901001

K:\BAY_AREA\097901001 - Sausalito Street Repair\Design\CAD\Plan Sheets\20 PL-17 - RODEO AVE.dwg, Layout: 20 PL-17 - RODEO AVE, Apr 19, 2013, 9:11:20am, Plotted by: donele.cerley