



# STAFF REPORT

## SAUSALITO CITY COUNCIL

---

### AGENDA TITLE:

Sausalito Police Department's Crime and Traffic Report for the 2008 First Quarter Report

### RECOMMENDED MOTION:

Receive and file statistical data following review of the presentation.

---

### SUMMARY

The Sausalito Police Department is prepared to address the Sausalito City Council with statistical information concerning crime and traffic issues that have occurred in the City of Sausalito. This statistical information covers the first quarter of the 2008 calendar year.

### BACKGROUND

The Sausalito Police Department documents criminal and traffic statistics in a format that is consistent with the State of California Department of Justice guidelines. The Sausalito Police Department submits this statistical data to the Sausalito City Council quarterly.

	<u>2006</u>	<u>2007</u>	<u>2008</u>
<b><u>Crime Statistics:</u></b>			
Burglary – Residential	11	14	5
Burglary – Non-residential	11	4	3
Theft – Grand	5	22	8
Theft – Petty	12	17	19
Stolen Vehicles	4	4	2
Fraud / Identity theft	5	7	11
DUI	35	18	25
<b><u>Arrests:</u></b>	162	99	132

	<u>2006</u>	<u>2007</u>	<u>2008</u>
<b><u>Traffic Accidents and Citations:</u></b>			
All Traffic Accidents	26	23	23
Accidents Involving Bicycles	1	1	5
Moving Violations	552	629	586
Parking Violations	2705	2543	2560

**Calls for Service:**

Calls For Service	2817	2997	3228
False Alarm Responses	254	152	223

**STAFF RECOMMENDATIONS**

Receive and file this statistical information.

**ATTACHMENTS**

1. 2008 First Quarter Statistical Data Report for Crime and Traffic.

**PREPARED BY:**

\_\_\_\_\_


Susan Barnes, Admin Aide II  
On behalf of Chief Paulin

**REVIEWED BY:**



Scott Paulin  
Chief of Police

**SUBMITTED BY:**



Adam W. Politzer  
City Manager

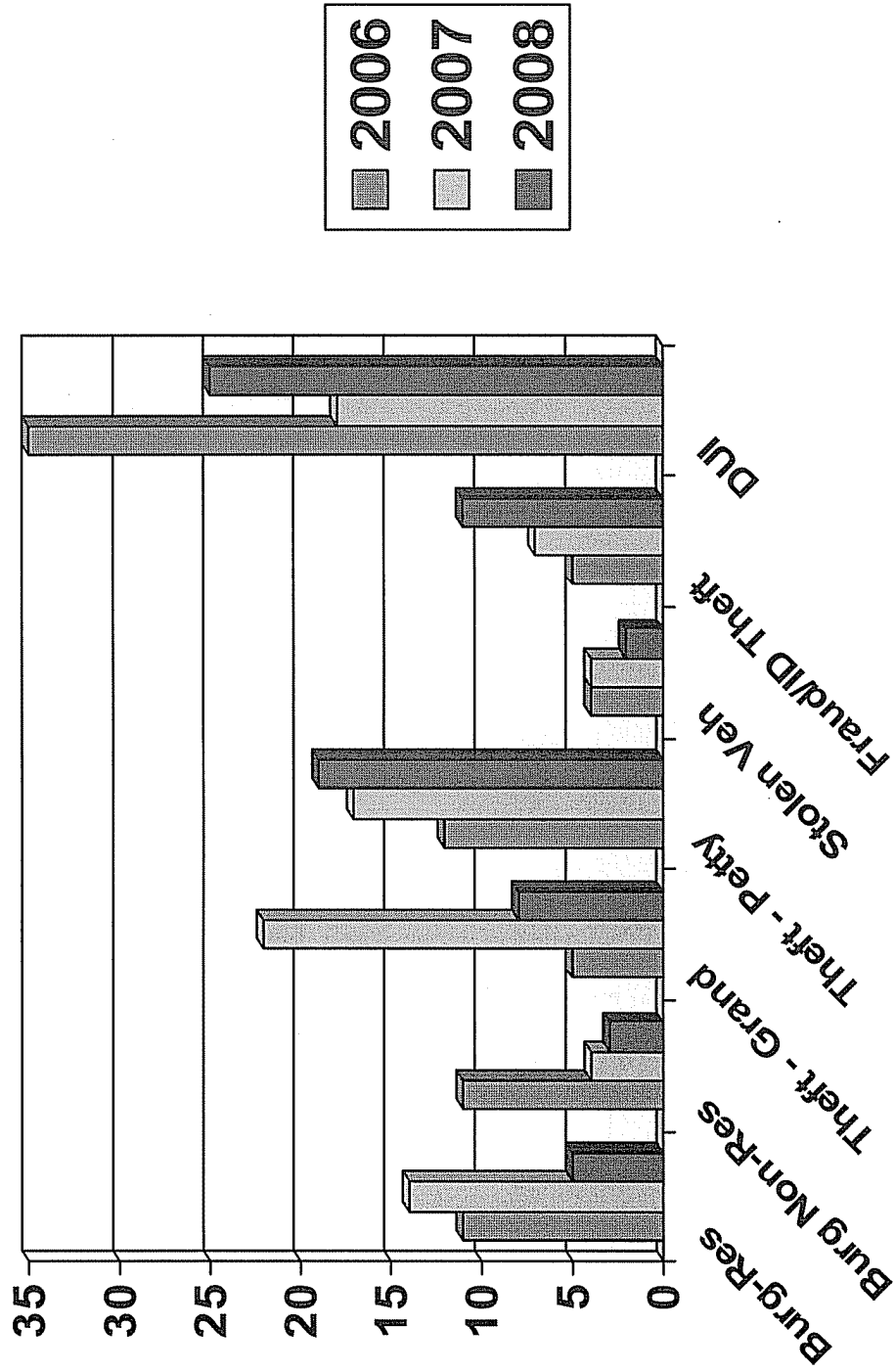
Item #: 6B  
Meeting Date: 5-6-08  
Page #: 2

# Sausalito Police Department

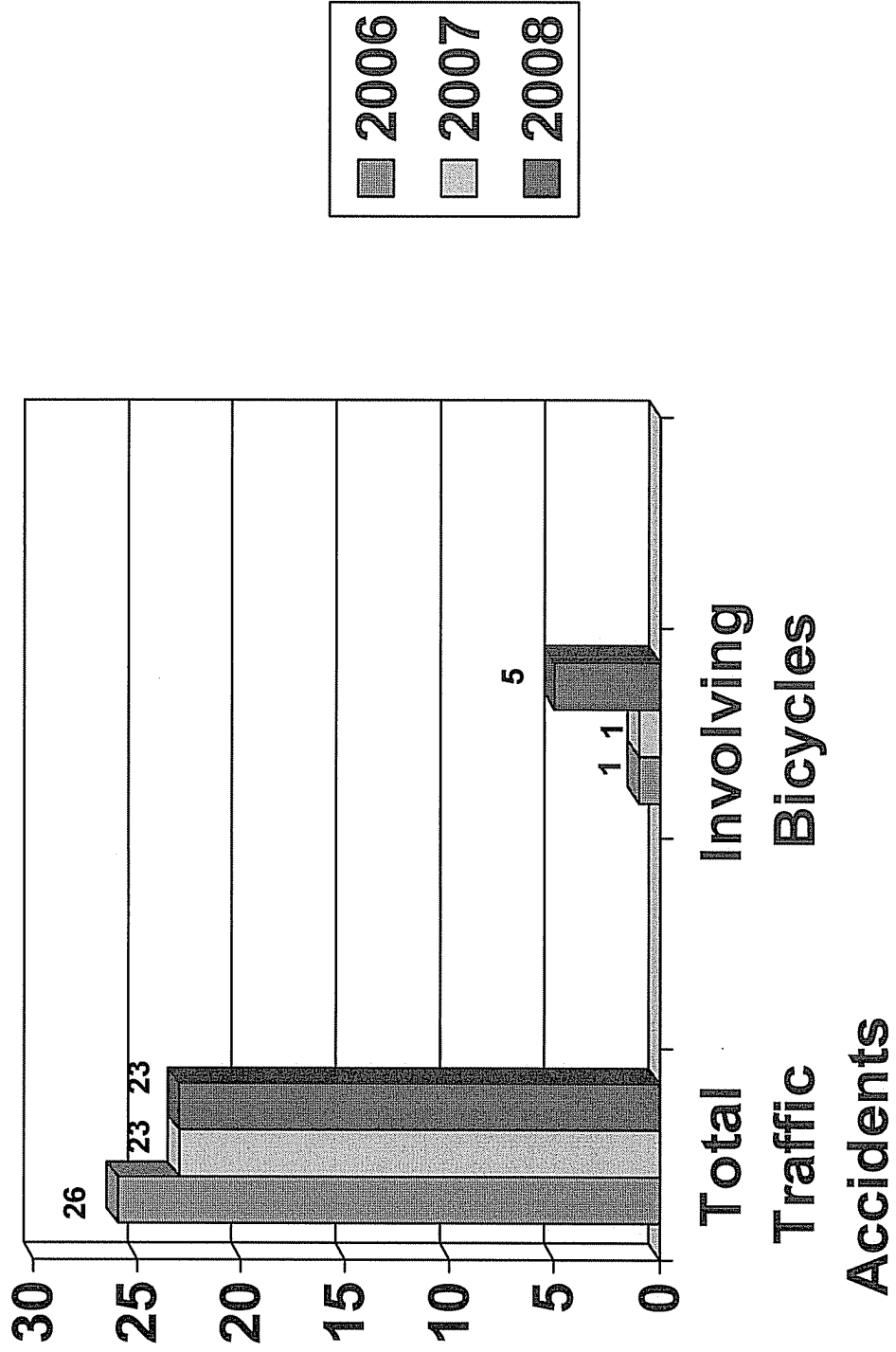
Crime and Traffic Report  
January through March, 2008



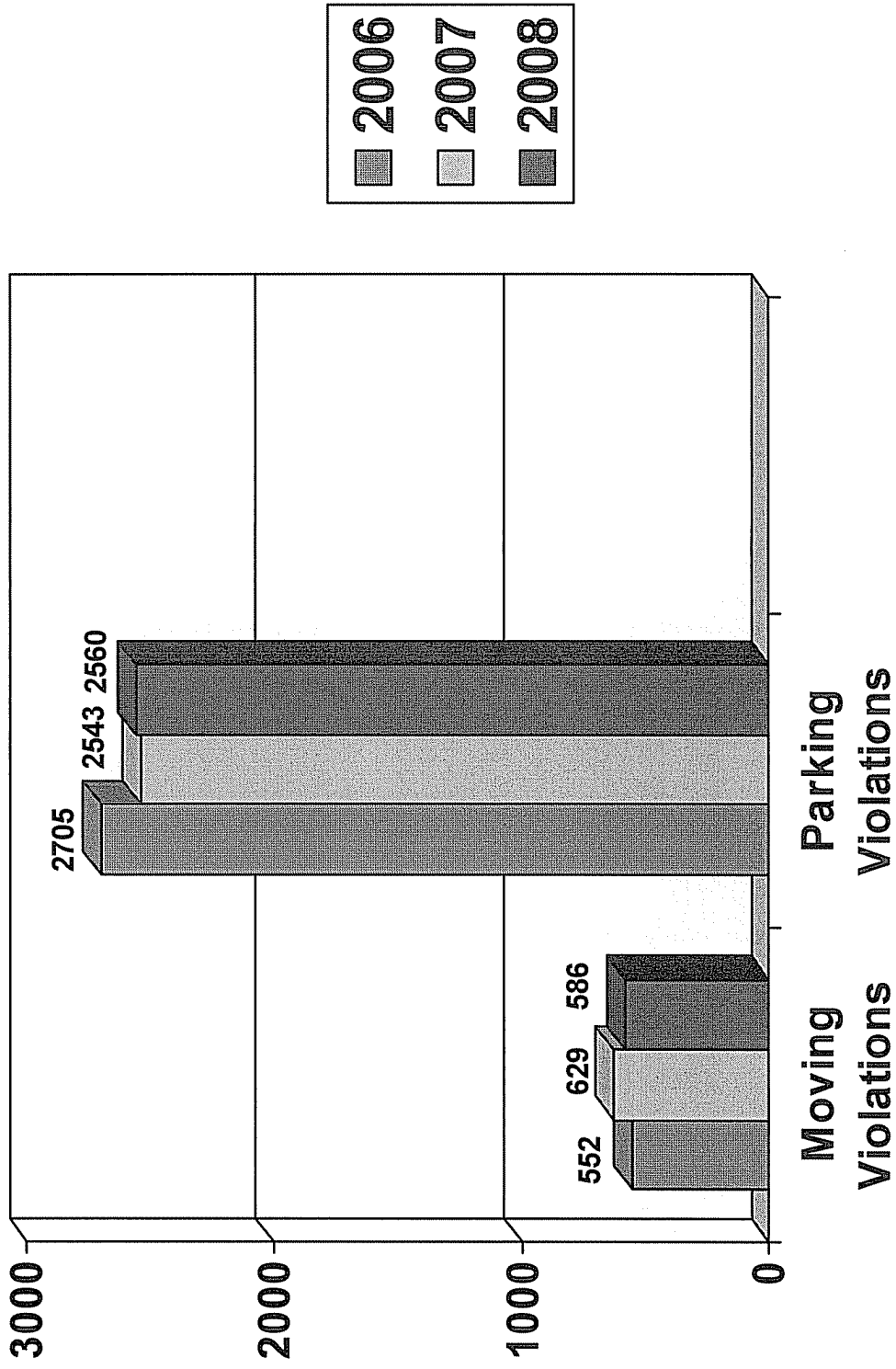
# 1st Quarter Comparison of Crime Statistics



# 1st Quarter Comparison of Traffic Accidents



# 1st Quarter Comparison of Traffic Citations



# 1st Quarter Comparison of Calls for Service

