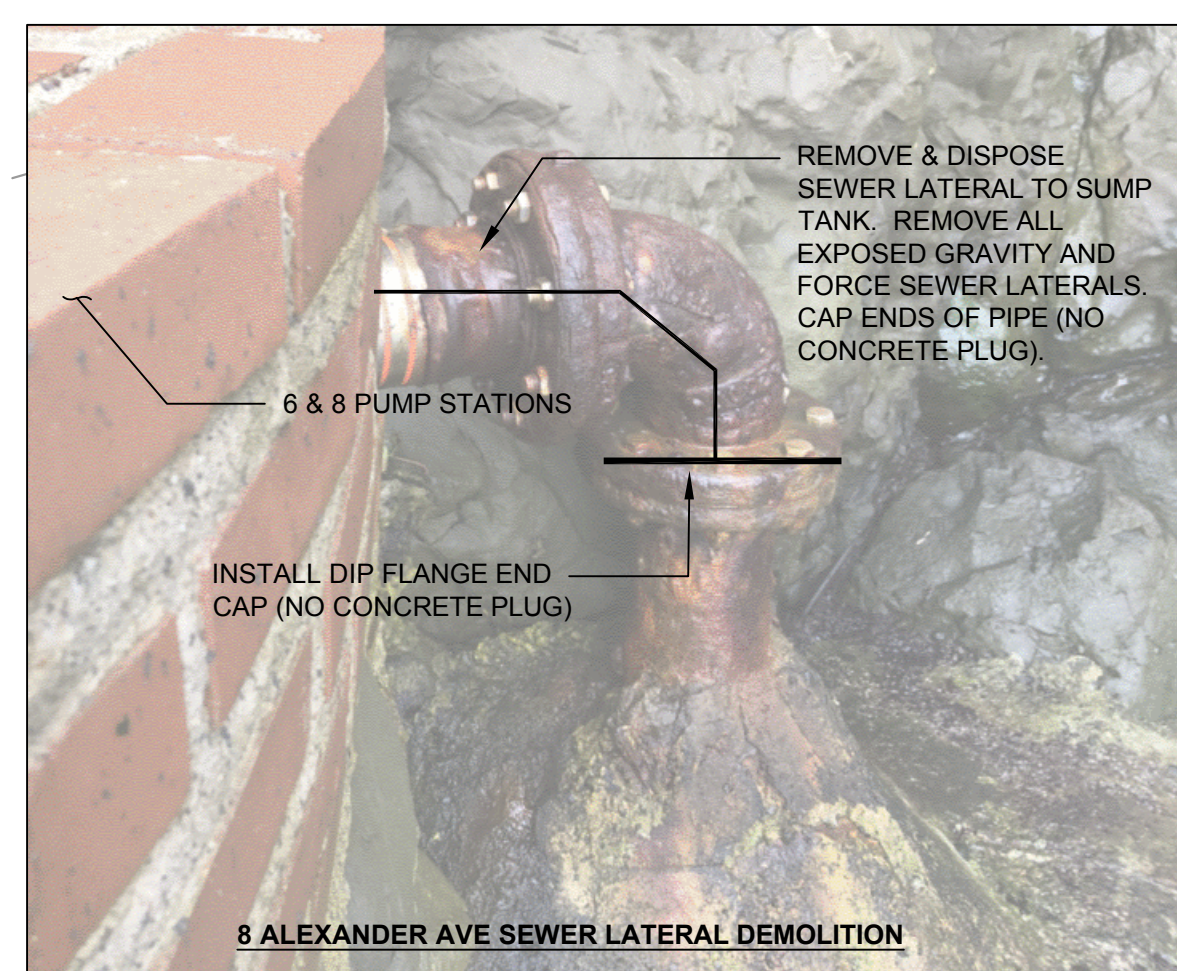
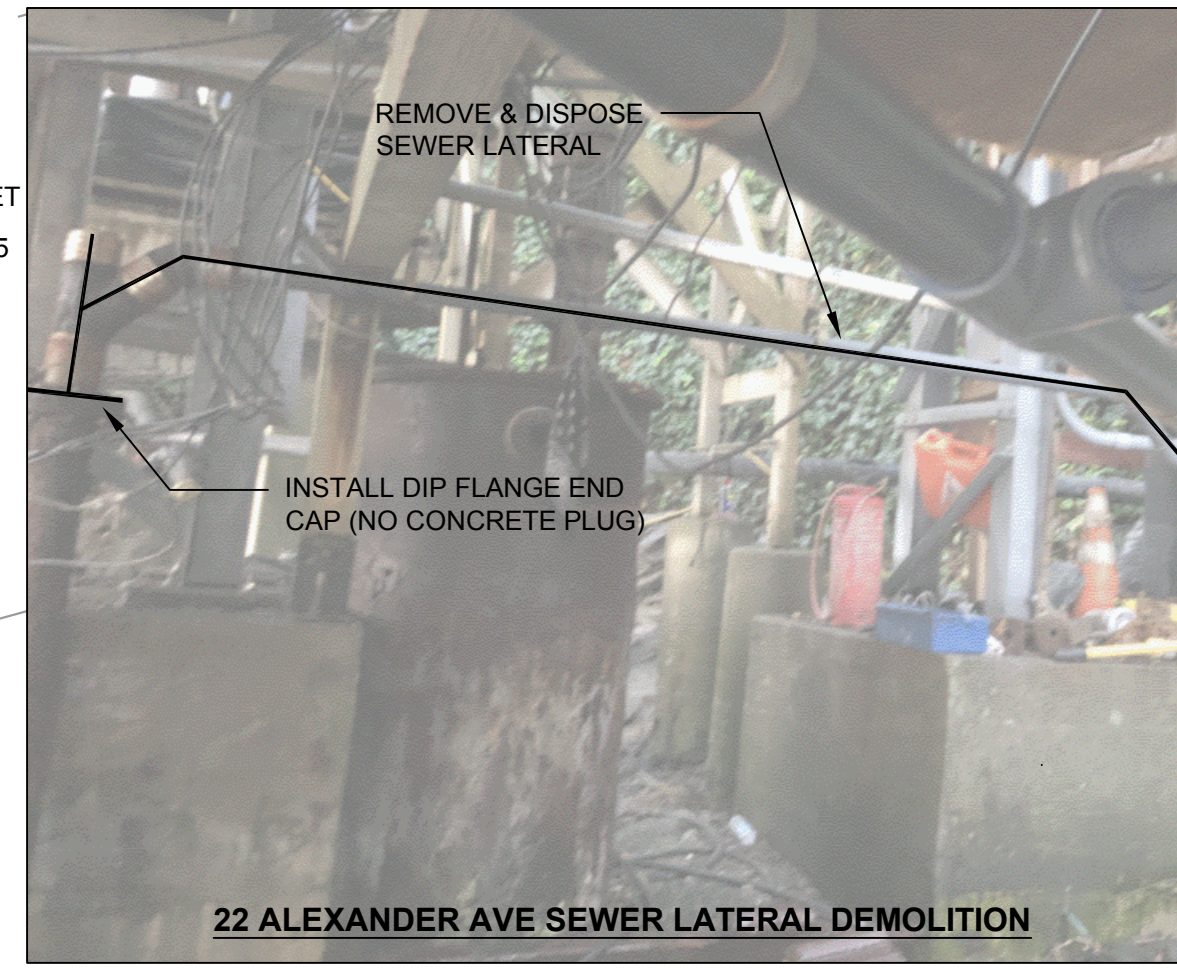
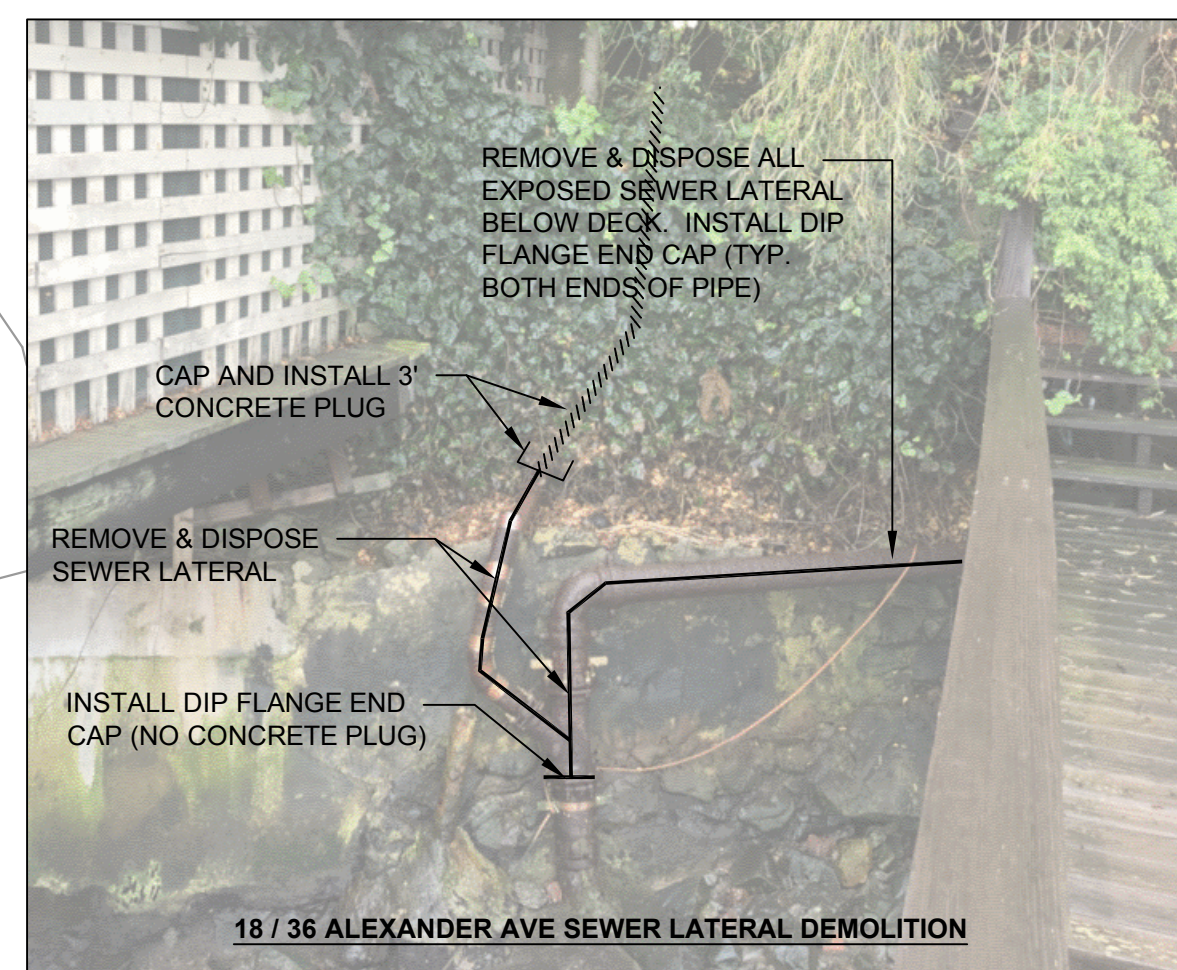



KEYNOTES

- 1 GRINDER PUMP STATION W/DUPLEX PUMPS WITH CHECK VALVE ASSEMBLY PER DETAIL 1, SHEET SS5. PUMP STATION SHALL MEET REQUIREMENTS OF CITY STD PLAN SD 17 AND AS MODIFIED IN THESE PLANS.
- 2 UTILIZE EXISTING PUMP VAULT. REMOVE AND REPLACE EXISTING PUMPS, FLOAT CONTROLS, CONTROL PANEL, PRESSURIZED PLUMBING, AND APPURTENANCES WITH DUPLEX LIBERTY LSGX200-SERIES (2-STAGE) GRINDER PUMPS OR EQUAL AND ELECTRICAL FACILITIES PER CITY STD PLAN SD 17 AND AS MODIFIED BY THESE PLANS. INSTALL CHECK VALVE ASSEMBLY PER DETAIL 1, SHEET SS5.
- 3 GRAVITY SEWER LATERAL PER DETAIL 1, SHEET SS4 (SEE PLAN FOR SIZE)
- 4 STANDARD CLEANOUT AND BACKWATER PREVENTION DEVICE PER DETAIL 2, SHEET SS5.
- 5 REPLACE EXISTING 4" / 6" SEWER MAIN WITH NEW 6" GRAVITY SEWER MAIN (PIPE BURST OR OPEN TRENCH). SEE PROFILE SHEET SS3.2.
- 6 STANDARD CLEANOUT AND COMBINED CHECK VALVE ASSEMBLY PER DETAIL 5, SHEET SS4
- 7 STANDARD CLEANOUT AND RISER ASSEMBLY PER DETAIL 5, SHEET SS4
- 8 CHECK VALVE ASSEMBLY PER DETAIL 3, SHEET SS5
- 9 PRESSURIZED SEWER LINE (SEE PLAN FOR SIZE)
- 10 PRESSURE TO GRAVITY SEWER CLEANOUT PER SD-17
- 11 4" OR 6" GRAVITY SEWER MAIN (OPEN TRENCH). SEE PROFILE SHEET SS3.2.
- 12 SSMH PER MARIN COUNTY SANITARY DISTRICTS STANDARD DETAIL SD 2.0. PROVIDE DOUBLE WATERSTOPS AT EACH NEW SEWER PIPE CONNECTION.
- 13 EX SSMH TO REMAIN. PROVIDE DOUBLE WATERSTOP FOR NEW SEWER PIPE CONNECTION.

GENERAL NOTES

- 1. PROPOSED SEWER FACILITIES ARE SHOWN APPROXIMATE ONLY. CONTRACTOR SHALL FIELD VERIFY LOCATION OF ALL NEW SEWER PUMP STATIONS, CLEANOUTS, CONTROL PANELS, PLUMBING, AND CONNECTIONS.
- 2. EXISTING UTILITY LOCATIONS ARE SHOWN USING AVAILABLE RECORD DATA. THE EXISTENCE, LOCATION AND CHARACTERISTICS OF UNDERGROUND UTILITY INFORMATION SHOWN ON THESE PLANS HAVE BEEN OBTAINED FROM A REVIEW OF AVAILABLE RECORD DATA. NO REPRESENTATION IS MADE AS TO THE ACCURACY OR COMPLETENESS OF SAID UTILITY INFORMATION. IT IS THE CONTRACTOR'S RESPONSIBILITY TO VERIFY LOCATION AND DEPTHS BY POT-HOLING OF ALL UTILITIES WITH APPROPRIATE AGENCIES, AND TO TAKE PRECAUTIONARY MEASURES TO PROTECT THE UTILITY LINES SHOWN AND ANY OTHER LINES NOT OF RECORD OR NOT SHOWN ON THESE PLANS. ANY CONFLICTS SHALL BE REPORTED IMMEDIATELY TO THE AGENCY AND TO THE CIVIL ENGINEER.
- 3. ALL PIPE INSTALLED ABOVE GROUND SHALL BE HDPE AND INCLUDE MECHANIC JOINTS AT ALL BENDS.
- 4. REMOVE AND DISPOSE EXISTING SEWER LATERALS AS NECESSARY FOR INSTALLATION OF NEW PUMP STATIONS.
- 5. GRAVITY SEWER MAIN INSTALLED PER OPEN TRENCH METHOD IN ALEXANDER AVENUE SHALL BE PER MARIN COUNTY SANITARY DISTRICTS STANDARD DETAIL SD 4.



Rev	Date	Description	Designed	Drawn	Checked


**BLOCK 303 SEWER REHABILITATION
 LAYOUT PLAN
 BASE BID
 SAUSALITO, CA**

City Of Sausalito
 County Of Marin
 State Of California

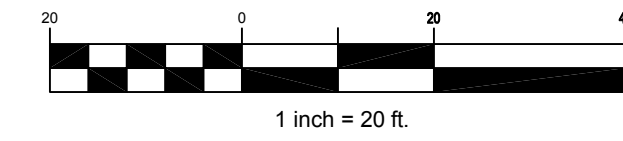
Prepared Under the Direction of:

Sheet
SS3

Scale: 1 inch = 20 ft.
 Date: MAY 18, 2024
 Project Number: 2300270
 Sheet Number: 3 of 7



Graphic Scale (in feet)

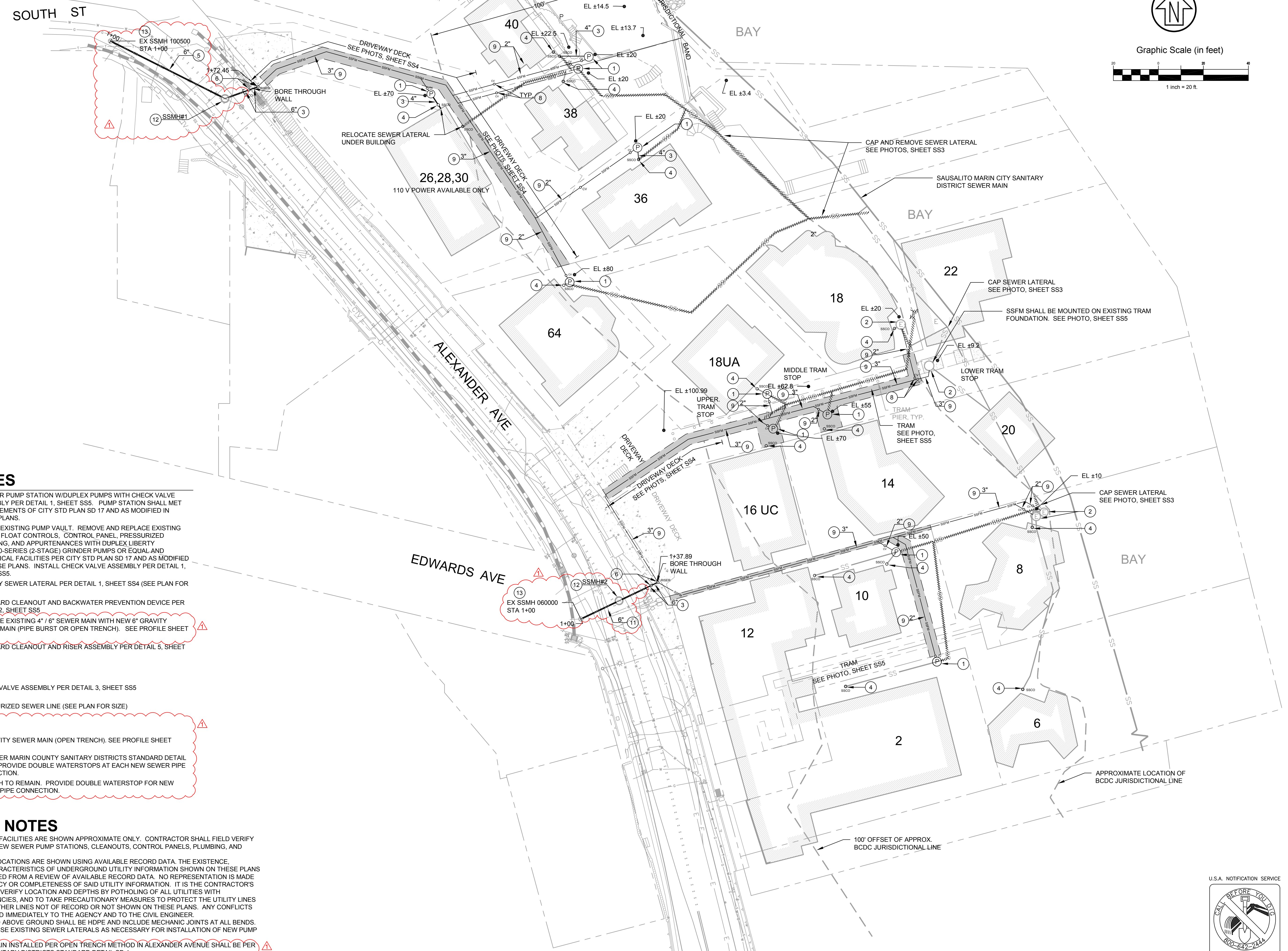


SOUTH ST

BAY

BAY

BAY



KEYNOTES

- 1 GRINDER PUMP STATION W/DUPLEX PUMPS WITH CHECK VALVE ASSEMBLY PER DETAIL 1, SHEET SS5. PUMP STATION SHALL MET REQUIREMENTS OF CITY STD PLAN SD 17 AND AS MODIFIED IN THESE PLANS.
2 UTILIZE EXISTING PUMP VAULT. REMOVE AND REPLACE EXISTING PUMPS, FLOAT CONTROLS, CONTROL PANEL, PRESSURIZED PLUMBING, AND APPURTENANCES WITH DUPLEX LIBERTY LSGX200-SERIES (2-STAGE) GRINDER PUMPS OR EQUAL AND ELECTRICAL FACILITIES PER CITY STD PLAN SD 17 AND AS MODIFIED BY THESE PLANS. INSTALL CHECK VALVE ASSEMBLY PER DETAIL 1, SHEET SS5.
3 GRAVITY SEWER LATERAL PER DETAIL 1, SHEET SS4 (SEE PLAN FOR SIZE)
4 STANDARD CLEANOUT AND BACKWATER PREVENTION DEVICE PER DETAIL 2, SHEET SS5
5 REPLACE EXISTING 4" / 6" SEWER MAIN WITH NEW 6" GRAVITY SEWER MAIN (PIPE BURST OR OPEN TRENCH). SEE PROFILE SHEET SS3.2.
6 STANDARD CLEANOUT AND RISER ASSEMBLY PER DETAIL 5, SHEET SS4
7 N/A
8 CHECK VALVE ASSEMBLY PER DETAIL 3, SHEET SS5
9 PRESSURIZED SEWER LINE (SEE PLAN FOR SIZE)
10 N/A
11 6" GRAVITY SEWER MAIN (OPEN TRENCH). SEE PROFILE SHEET SS3.2.
12 SSMH PER MARIN COUNTY SANITARY DISTRICTS STANDARD DETAIL SD 2.0. PROVIDE DOUBLE WATERSTOPS AT EACH NEW SEWER PIPE CONNECTION.
13 EX SSMH TO REMAIN. PROVIDE DOUBLE WATERSTOP FOR NEW SEWER PIPE CONNECTION.

GENERAL NOTES

- 1. PROPOSED SEWER FACILITIES ARE SHOWN APPROXIMATE ONLY. CONTRACTOR SHALL FIELD VERIFY LOCATION OF ALL NEW SEWER PUMP STATIONS, CLEANOUTS, CONTROL PANELS, PLUMBING, AND CONNECTIONS.
2. EXISTING UTILITY LOCATIONS ARE SHOWN USING AVAILABLE RECORD DATA. THE EXISTENCE, LOCATION AND CHARACTERISTICS OF UNDERGROUND UTILITY INFORMATION SHOWN ON THESE PLANS HAVE BEEN OBTAINED FROM A REVIEW OF AVAILABLE RECORD DATA. NO REPRESENTATION IS MADE AS TO THE ACCURACY OR COMPLETENESS OF SAID UTILITY INFORMATION. IT IS THE CONTRACTOR'S RESPONSIBILITY TO VERIFY LOCATION AND DEPTHS BY POTHOLING OF ALL UTILITIES WITH APPROPRIATE AGENCIES, AND TO TAKE PRECAUTIONARY MEASURES TO PROTECT THE UTILITY LINES SHOWN AND ANY OTHER LINES NOT OF RECORD OR NOT SHOWN ON THESE PLANS. ANY CONFLICTS SHALL BE REPORTED IMMEDIATELY TO THE AGENCY AND TO THE CIVIL ENGINEER.
3. ALL PIPE INSTALLED ABOVE GROUND SHALL BE HDPE AND INCLUDE MECHANIC JOINTS AT ALL BENDS.
4. REMOVE AND DISPOSE EXISTING SEWER LATERALS AS NECESSARY FOR INSTALLATION OF NEW PUMP STATIONS.
5. GRAVITY SEWER MAIN INSTALLED PER OPEN TRENCH METHOD IN ALEXANDER AVENUE SHALL BE PER MARIN COUNTY SANITARY DISTRICTS STANDARD DETAIL SD 4.

Revision table with columns: Rev, Date, Description, Designed, Drawn, Checked


BLOCK 303 SEWER REHABILITATION LAYOUT PLAN ALTERNATE BID #1 SAUSALITO, CA

City Of Sausalito
County Of Marin
State Of California

Prepared Under the Direction of:

Sheet SS3.1

Scale: 1 inch = 20 ft.
Date: MAY 18, 2024
Project Number: 2300270
Sheet Number: 4 of 7



Rev	Date	Description	Designed	Drawn	Checked
1	06-10-24	EXTEND SEWER INTO ALEXANDER AVE	RJS	RJS	RJS

ALEXANDER AVE

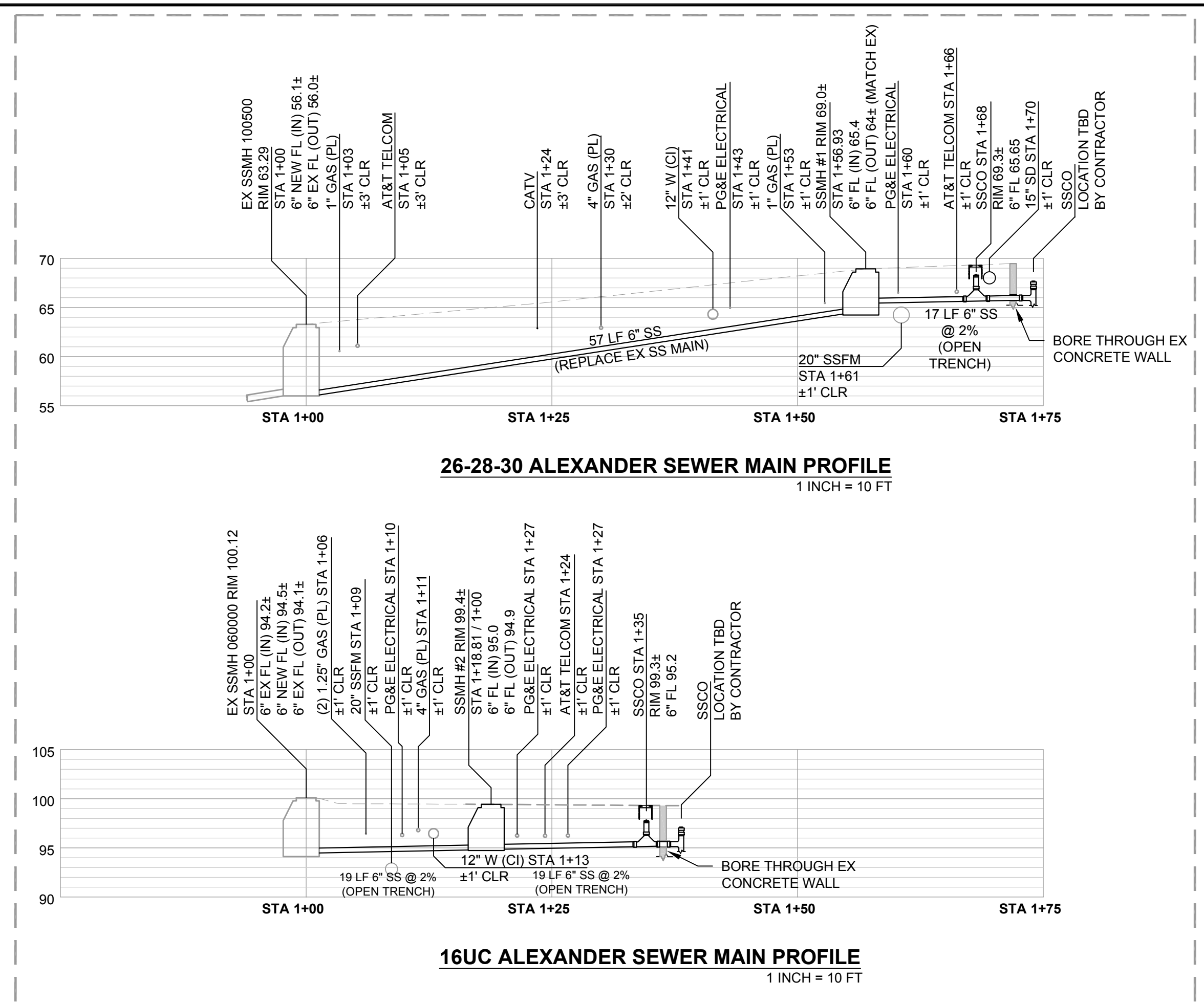
**BLOCK 303 SEWER REHABILITATION
LAYOUT PLAN
BASE BID
SAUSALITO, CA**

City Of
Sausalito
County Of
Marin
State Of
California

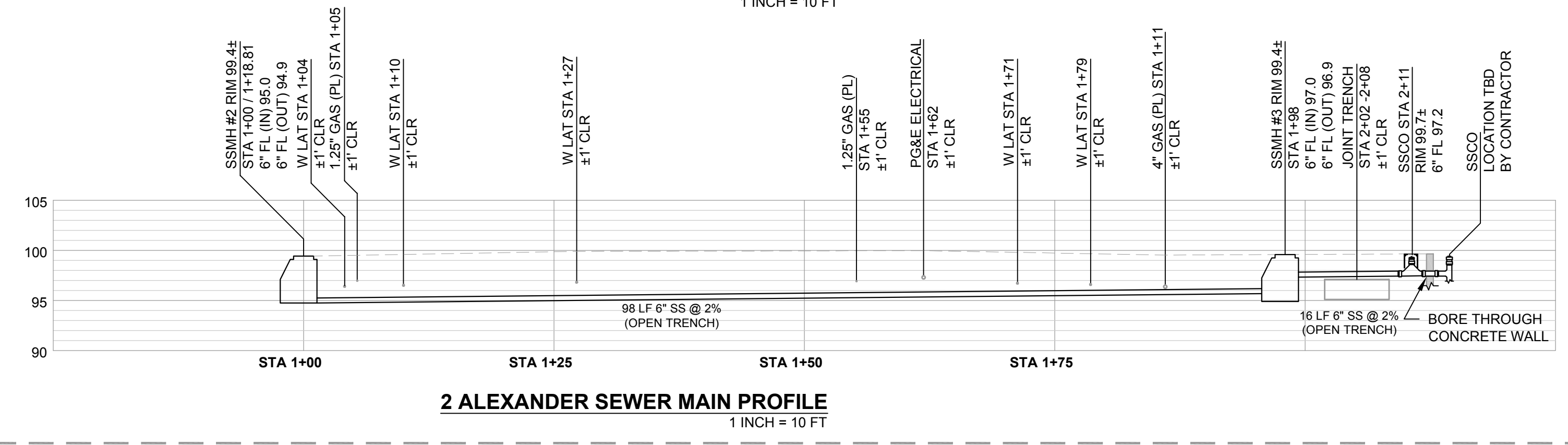

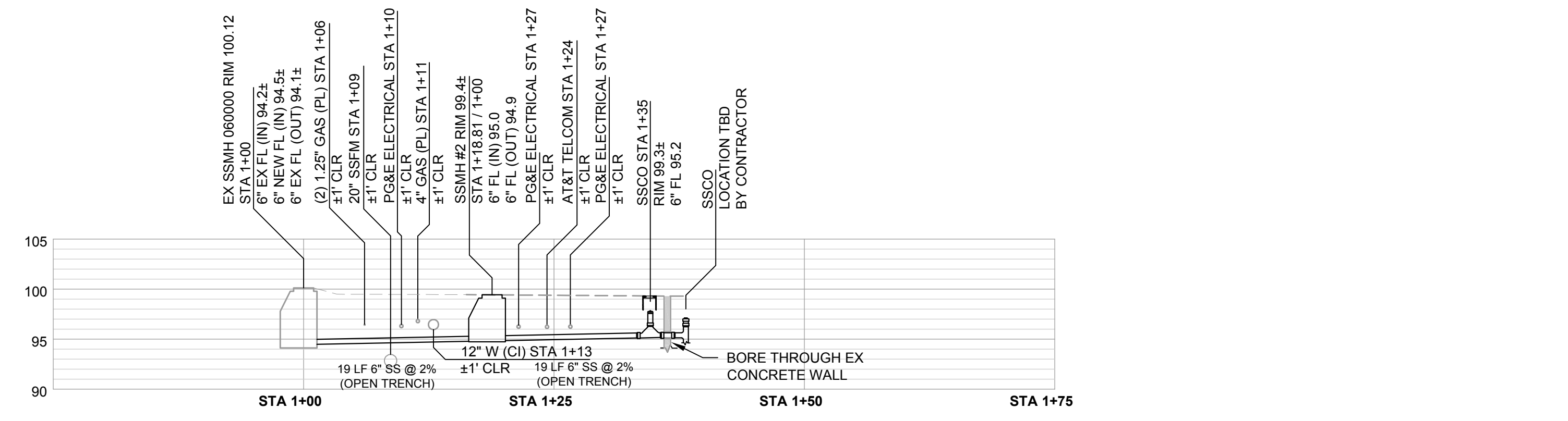
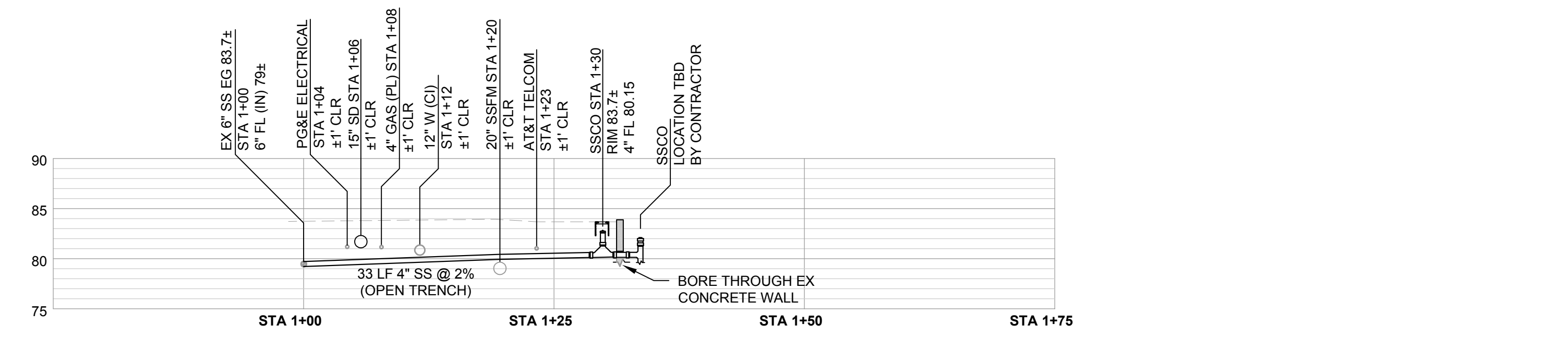
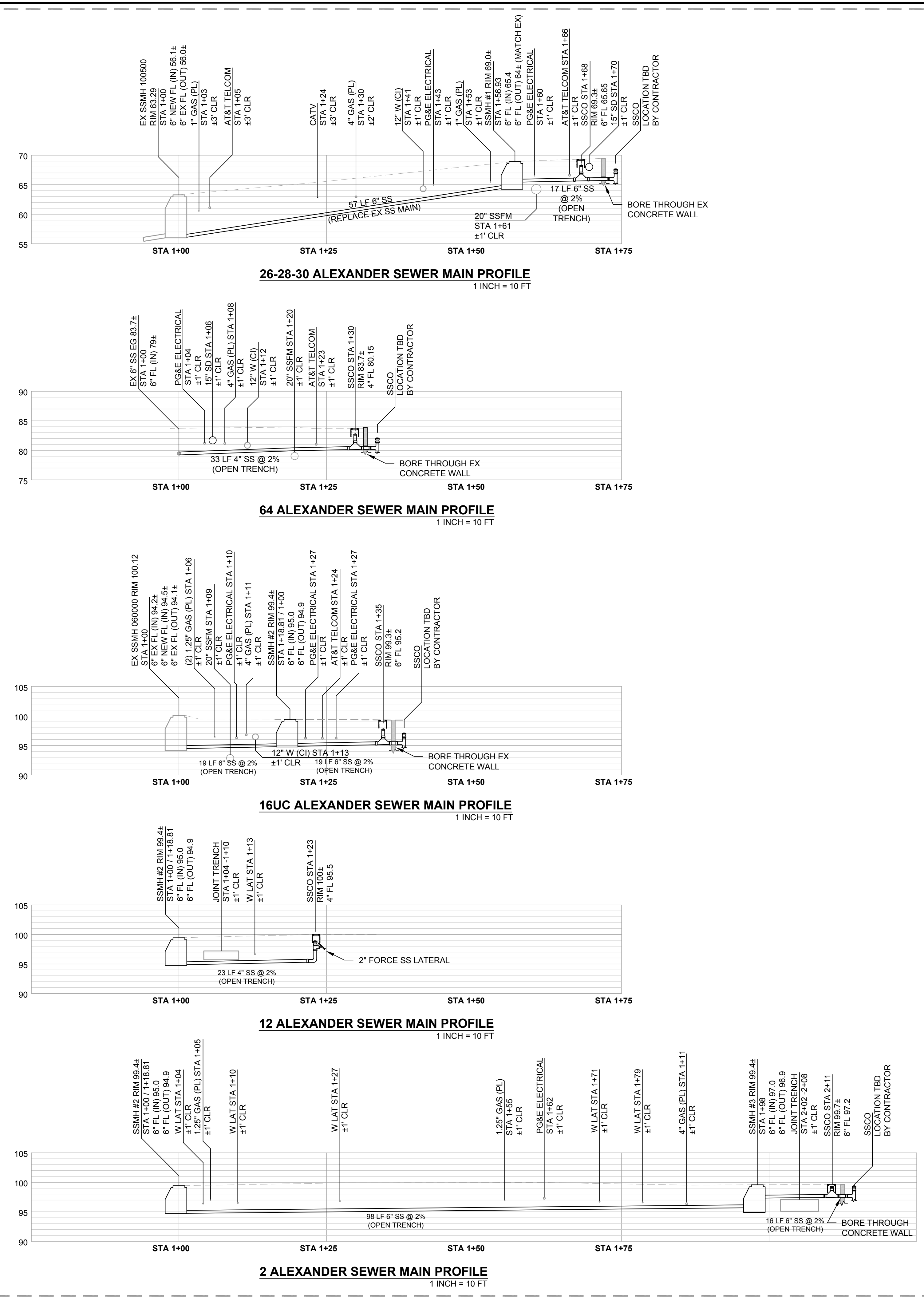
Prepared Under the Direction of:



Scale: 1 inch = 20 ft.
Date: MAY 18, 2024
Project Number: 2300270
Sheet Number: 5 of 7



BID ALTERNATIVE #1



BASE BID