



STAFF REPORT

SAUSALITO CITY COUNCIL

AGENDA TITLE:

Sausalito Police Department's Crime and Traffic Report
2009 First Quarter Report

RECOMMENDED MOTION:

Receive and file statistical data following review of the presentation.

SUMMARY

The Sausalito Police Department is prepared to address the Sausalito City Council with statistical information concerning crime and traffic issues that have occurred in the City of Sausalito. This statistical information covers the first quarter of the 2009 calendar year.

BACKGROUND

The Sausalito Police Department documents criminal and traffic statistics in a format that is consistent with the State of California Department of Justice guidelines. The Sausalito Police Department submits this statistical data to the Sausalito City Council quarterly.

<u>Crime Statistics:</u>	<u>2007</u>	<u>2008</u>	<u>2009</u>
Assault / Battery	1	8	2
Domestic Violence	2	1	4
Burglary – Residential	15	5	5
Burglary – Non-residential	4	4	11
Theft – Grand	22	8	3
Theft – Petty	16	18	30
Stolen Vehicles	4	2	2
Fraud/IDTheft/Embezzle	7	11	19
DUI	18	25	25

<u>Arrests:</u>	<u>2007</u>	<u>2008</u>	<u>2009</u>
	99	132	82

<u>Traffic Accidents and Citations:</u>	<u>2007</u>	<u>2008</u>	<u>2009</u>
All Traffic Accidents	23	23	25
Accidents Involving Bicycles	2	5	2
Moving Violations	633	592	620
Parking Violations	2543	2560	2415

<u>Calls for Service:</u>	<u>2007</u>	<u>2008</u>	<u>2009</u>
Calls For Service	2997	3228	3047
False Alarm Responses	152	223	178

STAFF RECOMMENDATIONS

Receive and file this statistical information.

ATTACHMENTS

- 2009 First Quarter Statistical Data Report for Crime and Traffic.


PREPARED BY:

 Susan Barnes
 Administrative Aide II

REVIEWED BY:

 Scott Paulin
 Chief of Police

SUBMITTED BY:



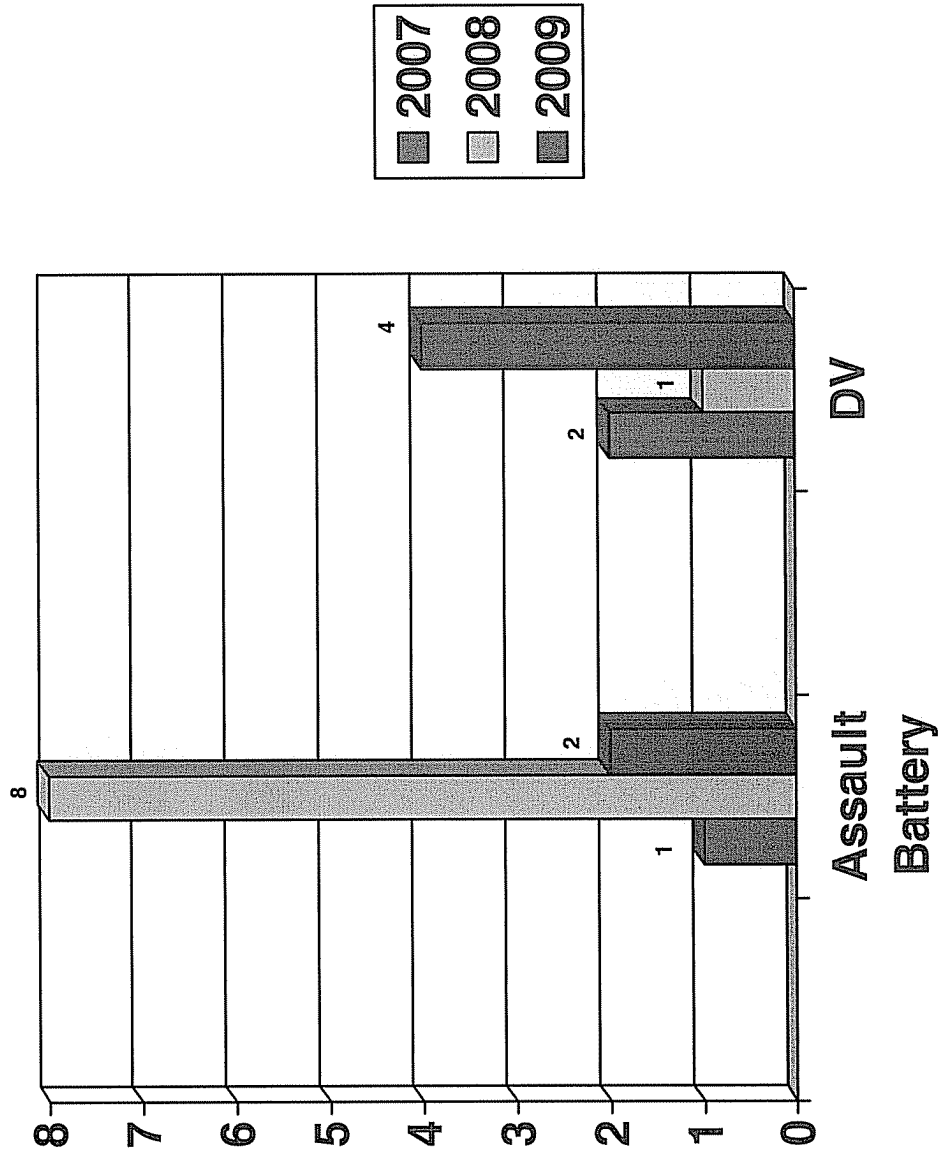
 Adam Politzer
 City Manager

Sausalito Police Department

Crime and Traffic Report
January through March 2009

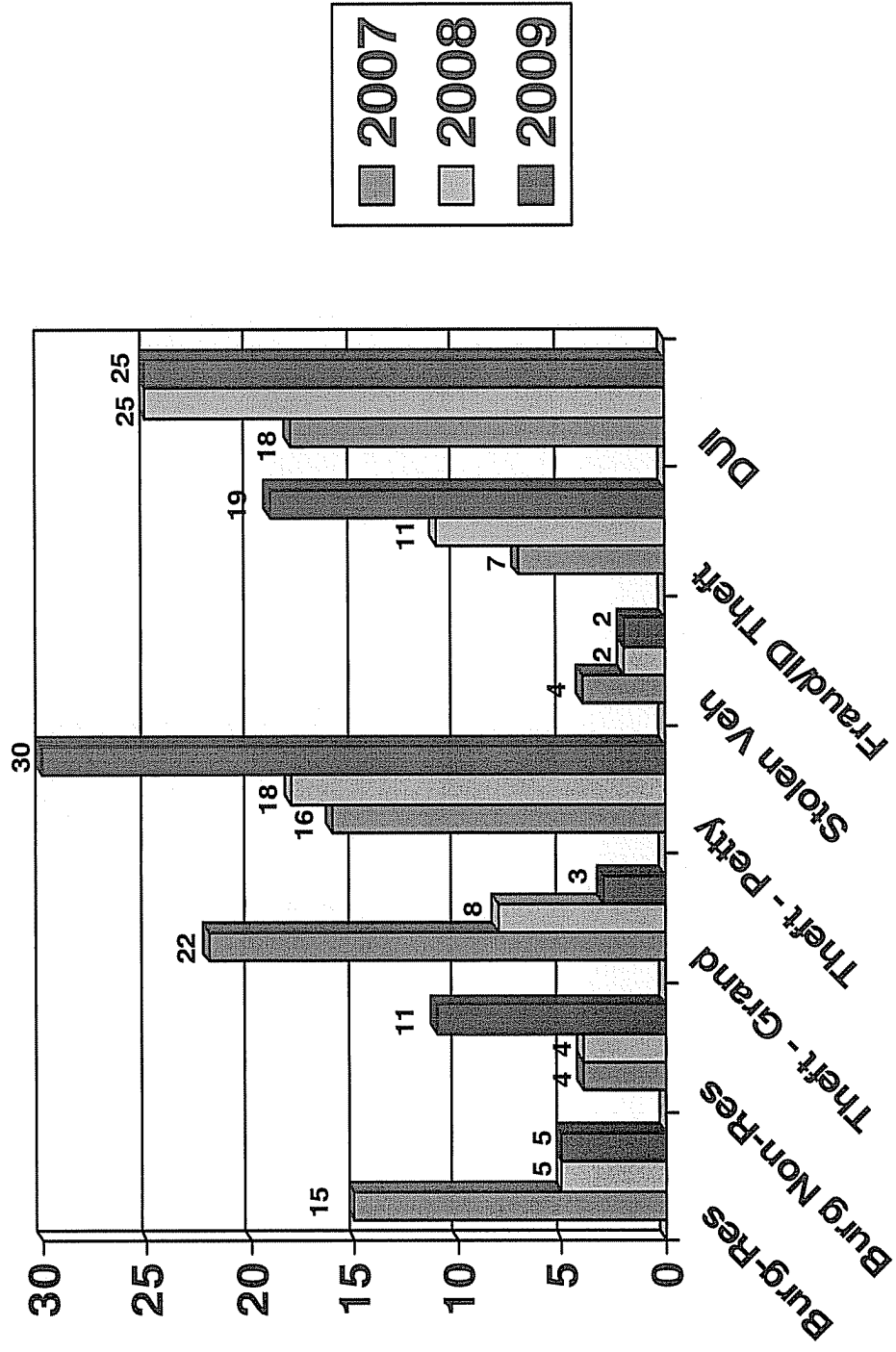


1st Quarter Comparison of Violent Crimes



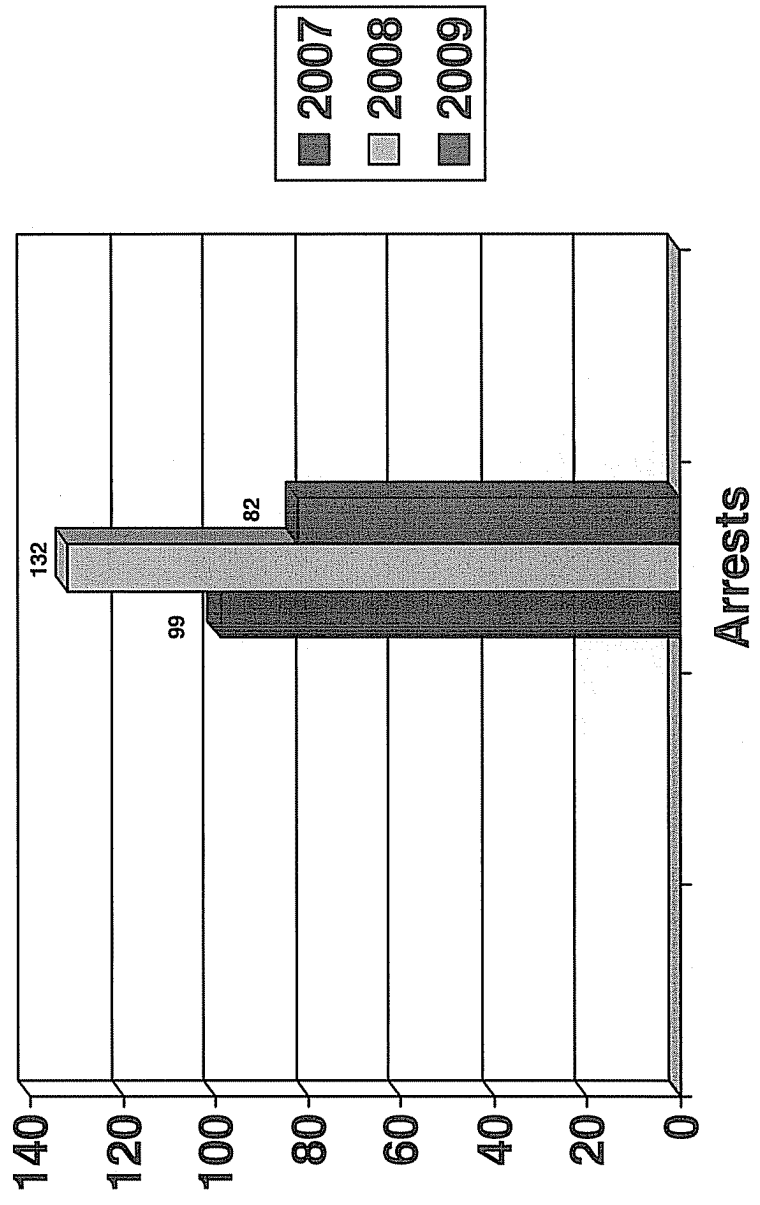
488
4

1st Quarter Comparison of Crime Statistics



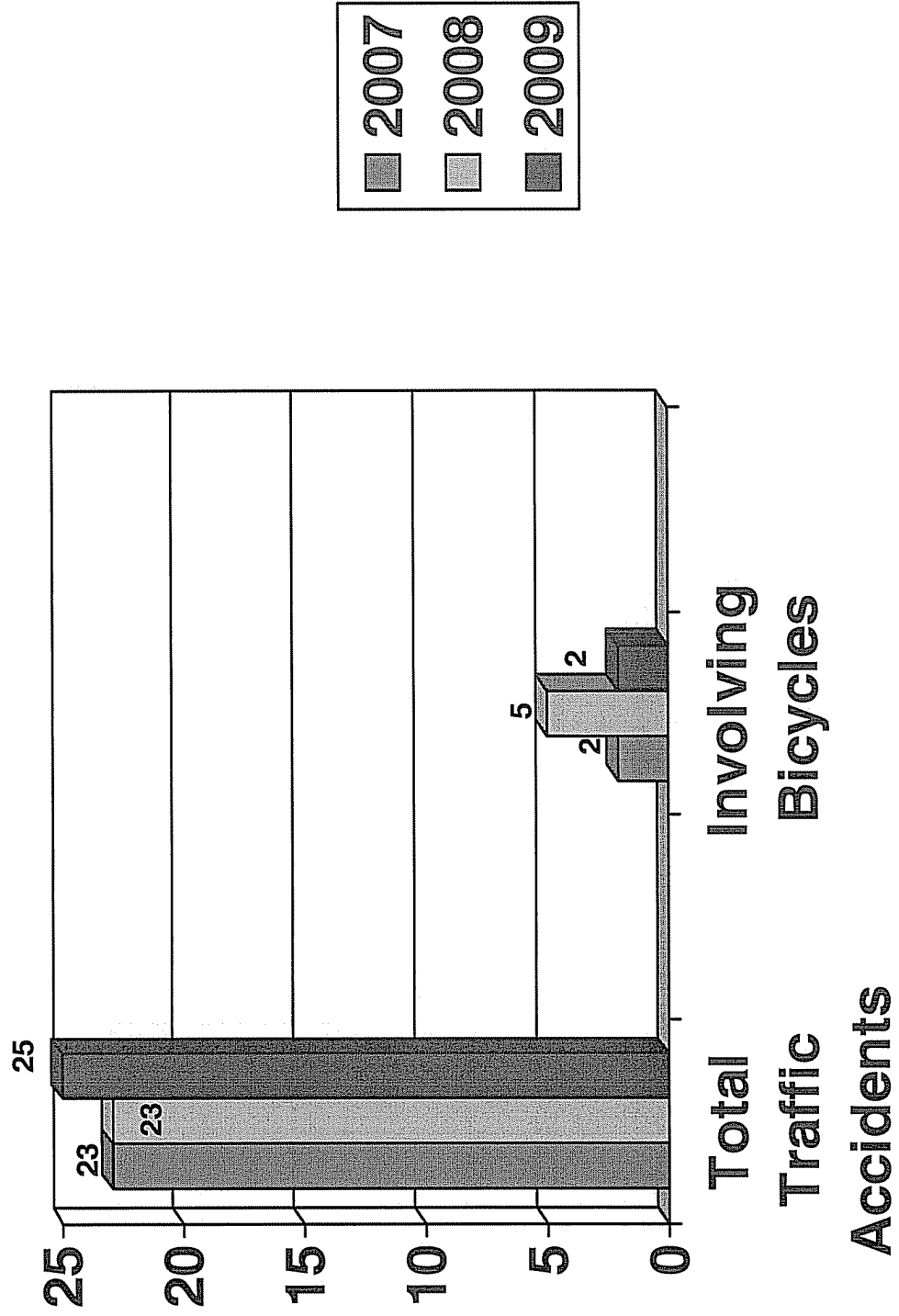
488
5

1st Quarter Comparison of Arrests

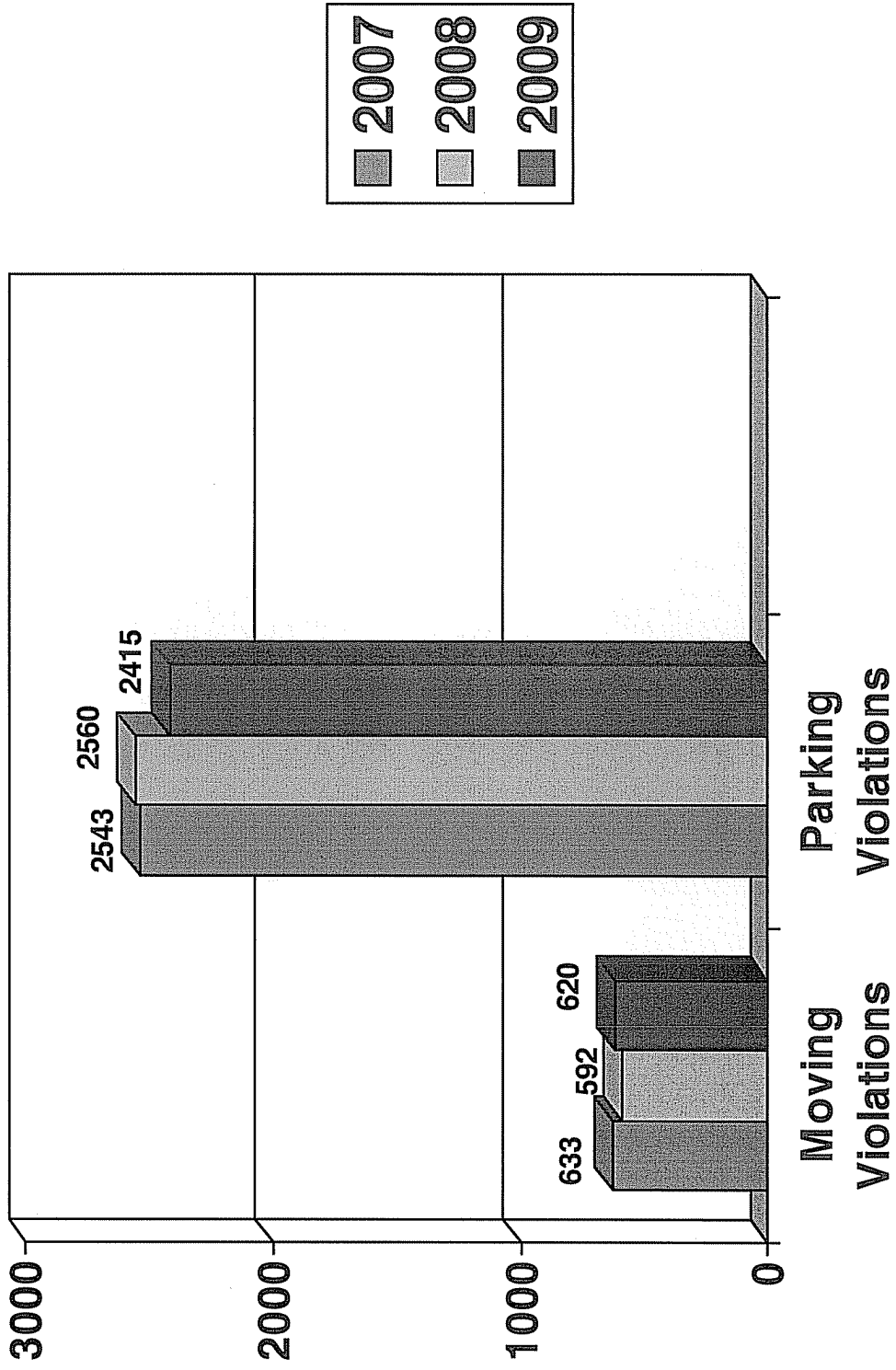


4/88
6

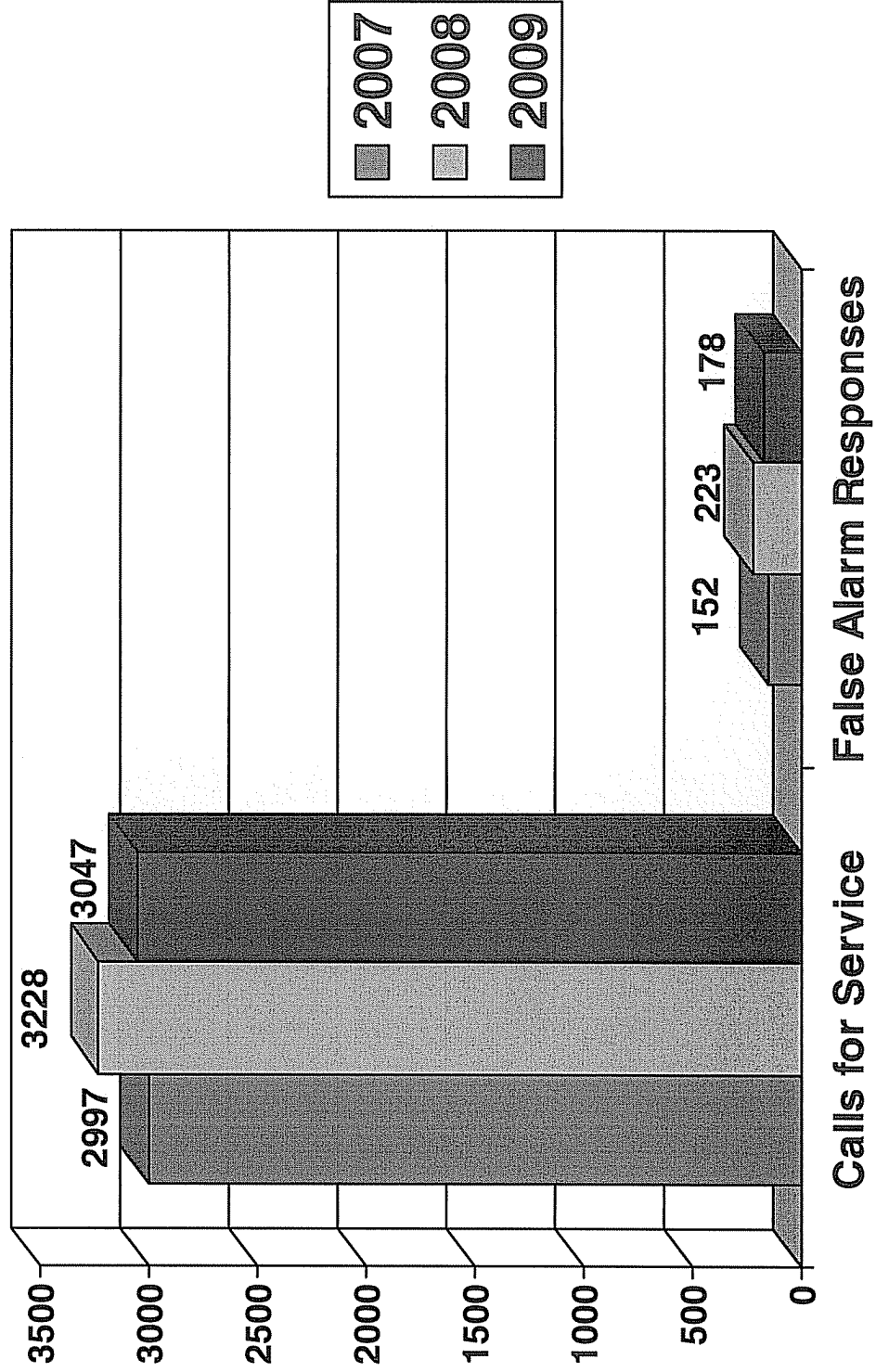
1st Quarter Comparison of Traffic Accidents



1st Quarter Comparison of Traffic Citations



1st Quarter Comparison of Calls for Service



CORRECTED MARCH 09

	Mar-08	Mar-09	Year to Date 2008	Year to Date 2009
Citations				
Moving Violations:				
Speed Violations	66	44	101	174
Traffic Signal Violations	7	5	75	13
Stop Sign Violations	20	11	36	37
Seatbelt Violations	25	2	33	12
Pedestrian RofW Violation	10	7	15	17
Bicycle Violations	0	13	2	22
14601-Suspd Lic Driver	10	1	23	11
12500-Unlicnsd Driver	31	9	91	48
Mechanical	37	37	86	127
Other Infractions	54	43	123	155
Other Misd Citations	0	0	1	1
City Ordinance Violations	4	2	6	3
Parking	866	740	2560	2415
TOTAL CITES	1130	914	3152	3035
Arrests/Cites/Complaints				
Driving Under the Influence	16	6	25	25
Drugs - Marijuana	3	0	6	0
Drugs - Other Misd	6	0	7	1
Drugs - Other Felony	1	5	4	6
Public Intoxication	5	6	14	13
Warrants	4	3	15	5
Other Misdemeanor	22	4	54	26
Other Felony	1	2	7	6
TOTAL ARRESTS	58	26	132	82
Reports Taken				
Assault / Battery	2	0	8	2
Robbery	0	0	0	0
Burglary/Thefts	14	23	35	49
Domestic Violence	1	0	1	4
Driving Under the Influence	16	6	25	25
Drugs - Marijuana	3	0	6	0
Drugs - Other Misd	6	0	7	1
Drugs - Other Felony	1	5	4	6
Fraud/IDTheft/Embezzle	2	8	11	19
Public Intoxication	5	6	14	13
Stolen Vehicles	2	0	2	2
Vandalism	6	4	12	9
5150 Reports	3	5	5	15
Other Misc Reports	35	20	91	62
TOTAL REPORTS TAKEN	115	87	263	247
Impounds	23	7	45	37
Calls for Service	1106	1058	3228	3047
Alarm Responses	60	56	223	178
Foot Patrols	149	107	480	353
FI's	28	52	115	228
Traffic Accidents	13	10	23	25

488
10

DATE	TIME	LOCATION	CASE #	PCF	TYPE	INJURY	DUJ	H&R	Info Exch
01/09/09	1023	Harbor Dr, #100	09-43	22106 VC	veh vs veh			X	
01/11/09	1132	Crescent Ave, #111	09-54	unknown	veh vs parked veh			X	
01/12/09	1845	Napa St, #300	n/a	22106 VC	veh vs parked veh				X
01/20/09	1213	Bridgeway @ Napa St	09-95	21755 VC	veh vs bicycle				
01/20/09	0240	Easterby, #509	n/a	22515(a/b) VC	veh vs parked veh				X
01/21/09	1819	Bridgeway @ Gate 5 Rd	09-104	unknown	veh vs light pole				
01/23/09	0740	Lower Anchorage Rd	n/a	22106 VC	veh vs parked veh				X
01/27/09	2123	Bridgeway, #4000	09-138	22106 VC	veh vs parked veh			X	
02/07/09	2229	Cazneau, #63	09-179	22106VC/23152VC	veh vs house		X	X	
02/09/09	1812	Marinship, #2401	09-189	22350 VC	veh vs parked veh			X	
02/09/09	1851	Bulkley, 331	09-191	22107 VC	veh vs parked veh			X	
02/10/09	1030	Sausalito Blvd, #590	n/a	22107 VC	veh vs parked veh				X
02/12/09	1557	North St, #207	09-205	unknown	veh vs parked veh			X	
02/18/09	1504	Bonita St, #116	09-241	unknown	veh vs parked veh			X	
02/20/09	1610	Atwood, #30	n/a	22350 VC	veh vs parked veh				X
03/04/09	1007	Marinship, #2330	09-305	22350 VC	veh vs veh				
03/08/09	2329	Bridgeway @ Richardson	09-321	22350 VC	veh vs street sign				
03/09/09	0644	Harbor Dr @ Marinship	09-325	21801(b) VC	veh vs veh				
03/18/09	1501	Bridgeway BI @ Gate 5 Rd	09-370	22350 VC	veh vs 2 vehs				
03/21/09	2014	South St, #310	n/a	n/a	veh vs parked veh				X
03/23/09	2142	Glen Dr, #53	09-404	22107 VC	veh vs veh			X	
03/24/09	1605	Bridgeway BI, #4000	09-410	22350 VC	veh vs veh			X	
03/25/09	0941	Bridgeway BI @ Nevada	09-416	21453c VC	veh vs veh				
03/26/09	1320	Harbor Dr, #295	09-421	21658 VC/22350 VC	veh vs 2 vehs			X	
03/28/09	1455	Richardson St @ Second	09-428	22107 VC	veh vs bicycle				

488
=