

**CITY OF SAUSALITO**

**Sausalito, CA 949654**

**Addendum No. 1**

**Notice Issued May 10, 2010**

**For**

**Priority 1 Sewer Replacement, Project 1B, Spinnaker/Humboldt Street  
Sewer & Anchor Street Pump Station Rehabilitation**

---

**NOTICE TO ALL PLAN HOLDERS SUBMITTING BIDS FOR THIS WORK:**

You are hereby notified of the following information, changes, clarifications or modifications to the original Contract Documents, Project Manual, Drawings, Specifications and subsequent Addenda. The Addendum shall supersede the original Contract Documents and previous Addenda wherein it contradicts the same and shall take precedence over anything to the contrary therein. All other conditions remain, UNCHANGED.

This Addendum is hereby made a part of the Contract Documents to the same extent as though it were originally included therein.

Revision:

**I. Plans**

**A. DRAWING C02 MISSING FROM ORIGINAL BID SET**

Drawing Number C02, Sheet 4 of 24, "Spinnaker Avenue STA 15+00 to 19+50" was missing from the original bid set and was not posted to the City's web site. Drawing C02 is to be inserted into the bid set and is now available on the City's web site.

**END OF ADDENDUM NO. 1**

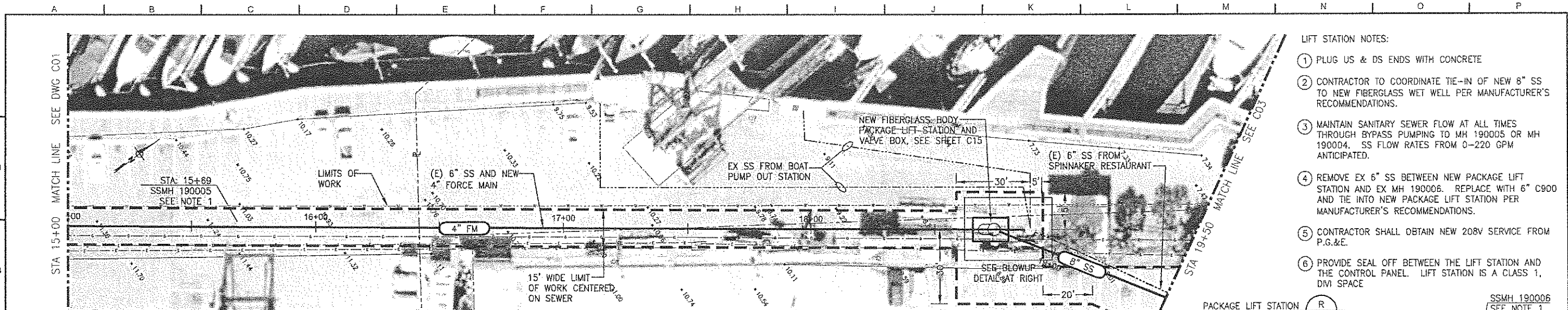
**ACKNOWLEDGED:**

\_\_\_\_\_  
**Bidder's Signature**

A signed copy of this addendum is to be submitted as a part of the bid package for the subject project. Failure to do so may subject the Bidder to disqualification.

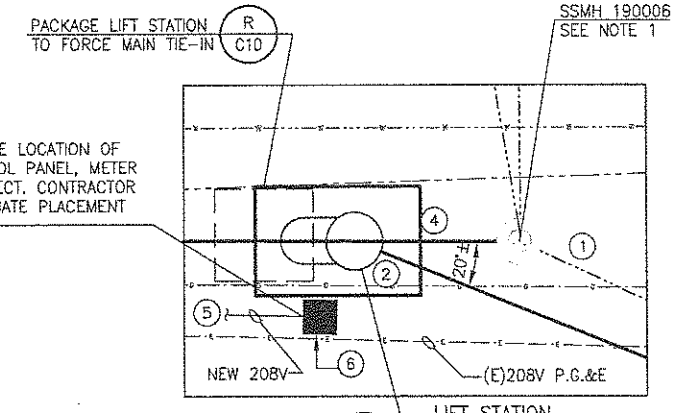
Attachment: Drawing Number C02, Sheet 4 of 24, "Spinnaker Avenue STA 15+00 to 19+50"

N:\Clients\454 City of Sausalito\02-09-02 Priority 1 Sewer Replacement\Design\CAD\Design\Project 1B\45402-0902-C01-C03.dwg 5-06-10 09:58:26 AM pflus



SPINNAKER AVENUE  
**PLAN**  
 SCALE: 1"=20'

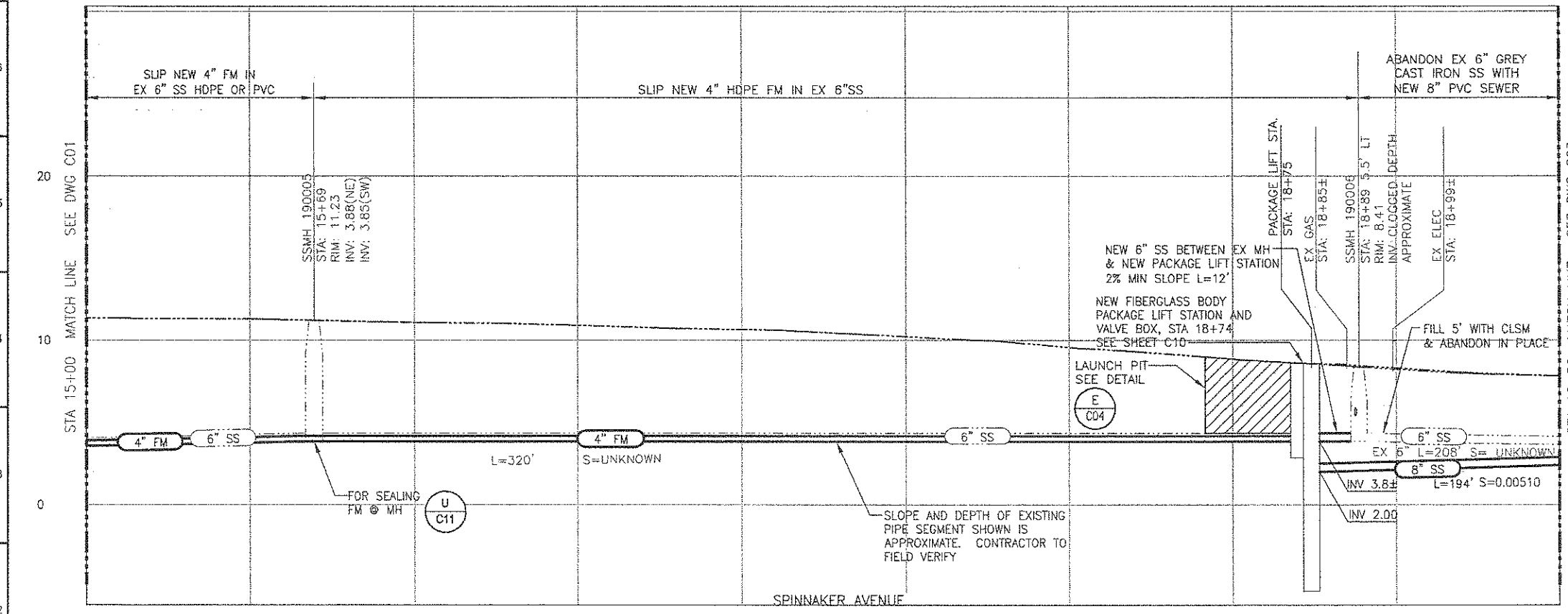
- LIFT STATION NOTES:
1. PLUG US & DS ENDS WITH CONCRETE
  2. CONTRACTOR TO COORDINATE TIE-IN OF NEW 8" SS TO NEW FIBERGLASS WET WELL PER MANUFACTURER'S RECOMMENDATIONS.
  3. MAINTAIN SANITARY SEWER FLOW AT ALL TIMES THROUGH BYPASS PUMPING TO MH 190005 OR MH 190004. SS FLOW RATES FROM 0-220 GPM ANTICIPATED.
  4. REMOVE EX 6" SS BETWEEN NEW PACKAGE LIFT STATION AND EX MH 190006. REPLACE WITH 6" C900 AND TIE INTO NEW PACKAGE LIFT STATION PER MANUFACTURER'S RECOMMENDATIONS.
  5. CONTRACTOR SHALL OBTAIN NEW 208V SERVICE FROM P.G.&E.
  6. PROVIDE SEAL OFF BETWEEN THE LIFT STATION AND THE CONTROL PANEL. LIFT STATION IS A CLASS 1, DIVI SPACE




APPROXIMATE LOCATION OF NEW CONTROL PANEL, METER & DISCONNECT. CONTRACTOR TO COORDINATE PLACEMENT WITH CITY

NEW FIBERGLASS BODY PACKAGE LIFT STATION & VALVE BOX SEE C10  
**PLAN**  
 SCALE: 1/8"=1'

- NOTES:
1. PRESSURE WASH SSMH 190006 PRIOR TO STARTING CONSTRUCTION.
  2. LOCATION OF SS SHOWN FROM BOAT PUMP OUT IS APPROXIMATE. CONTRACTOR TO FIELD VERIFY. VERTICAL DEPTH APPROX. 22" FROM RIM.
  3. AERIAL PHOTO COURTESY OF THE COUNTY OF MARIN, 2006.
  4. SEWER SHALL REMAIN IN SERVICE AT ALL TIMES. CONTRACTOR SHALL CONTROL FLOW AND/OR BYPASS AS NECESSARY.
  5. PROTECT EXISTING UTILITIES IN PLACE UNLESS NOTED OTHERWISE.
  6. VIBRATION AT LIMITS OF WORK SHALL NOT EXCEED 1 INCH PER SEC. WORK PLAN AND MONITORING SHALL BE SUBMITTED TO THE CITY FOR REVIEW AND APPROVAL



SPINNAKER AVENUE  
**PROFILE**  
 SCALE: V: 1"=4'  
 H: 1"=20'




SUBMITTED: \_\_\_\_\_  
 DATE: \_\_\_\_\_  
 APPROVED: \_\_\_\_\_  
 DATE: \_\_\_\_\_

THIS LINE IS 1 INCH AT FULL SCALE IF NOT SCALE ACCORDINGLY  
 SCALE: AS SHOWN  
 DRAWN BY: ALN  
 DESIGNED BY: KSB/HLP  
 PROJ. MGR.: PDE

No.	ZONE	REVISIONS	BY	DATE

**WEST YOST ASSOCIATES**  
 Consulting Engineers  
 2020 Research Park Drive  
 Suite 100  
 Davis, California 95618  
 (530) 756-5905  
 FAX (530) 756-5991



**CITY OF SAUSALITO PRIORITY 1 SEWER REPLACEMENT PROJECT 1B**  
 SPINNAKER AVENUE  
 STA 15+00 TO 19+50  
**PLAN & PROFILE**

JOB NUMBER 454-02-09-02
DRAWING NUMBER C02
SHEET NUMBER 4 of 24
REVISION