



STAFF REPORT

SAUSALITO CITY COUNCIL

AGENDA TITLE: City of Sausalito City Council, City Manager, City Attorney
Operating Protocols May 2010

RECOMMENDED MOTION: By Minute Order Ratify the City of Sausalito
City Council, City Manager, City Attorney Operating Protocols May 2010
approved by the Council on May 24, 2010

DISCUSSION

On May 24, 2010 the City Council held a special meeting which was facilitated by Michelle Murphy. At the meeting on the 24th the Council, among other things, reviewed and agreed upon revisions to the City of Sausalito City Council, City Manager, City Attorney Operating Protocols which were last reviewed in April 2008.

Attached hereto (**Attachment No. 1**) for ratification by the Council are the revised protocols which incorporate the revisions agreed upon at the May 24th meeting for ratification by the Council.

The retreat Facilitator has reviewed the revised protocols and confirmed that they are consistent with the Council direction give at the meeting held May 24, 2010.

FISCAL IMPACT

None.

STAFF RECOMMENDATIONS


Adopt a Minute Order Ratifying the City of Sausalito City Council, City Manager, City Attorney Operating Protocols May 2010 approved by the Council on May 24, 2010

ATTACHMENTS


City of Sausalito City Council, City Manager, City Attorney Operating Protocols
May 2010 approved by the Council on May 24, 2010

4/26
6-1-10
1

PREPARED BY:


Mary Anne Wagner, City Attorney

SUBMITTED BY:


Adam W. Politzer, City Manager

486
2

ATTACHMENT NO. 1

486
3

CITY OF SAUSALITO

CITY COUNCIL, CITY MANAGER, CITY ATTORNEY OPERATING PROTOCOLS

Updated May 2010

A. PLACING ITEMS ON THE AGENDA

- Following each regularly scheduled Council meeting, preferably within one to three days thereafter, the City Manager will meet with the Mayor and the Vice Mayor to set the agenda for the next two upcoming regularly scheduled City Council meetings
- If a Council Member wants to put an item on the agenda, he/she goes to the Mayor.
- If the Mayor disagrees, the Council Member may raise the item during the "Future Agenda Item" section of the regularly scheduled City Council meeting.
- By consensus, or a majority vote, if necessary, an item can be put on a future City Council agenda. The agenda packet for each regularly scheduled Council meeting will include a projection of the future items scheduled for consideration by the Council for a rolling 6 month time period
- If an issue needs immediate/emergency action, a 4/5 vote of the Council is needed to place the item on the agenda then being considered by the Council subject to the ability to make the findings required by the Brown Act.
- If a member of the public asks for an item to be put on the agenda during Public Comment time, the Council can direct staff to put it on a future agenda when there is consensus by the Council, or defer discussion of that item to the "Future Agenda Item" section of the City Council meeting.
- Process for calling a Special Meeting of the City Council:
 - Notify the Mayor
 - The Mayor contacts the City Manager to have the City Manager or his designee poll the other Council members on their availability.

B. COUNCIL-GENERATED STAFF WORK

- All requests for staff work must go through the City Manager.
- The City Manager determines how much work a request will take.
- If significant, the Council must support the request.

C. GIVING DIRECTION TO THE CITY MANAGER

- The Council collectively gives direction to the City Manager.

D. WORKING WITH THE CITY MANAGER IN COMMUNICATIONS WITH THE STAFF

- Routine requests for information can be asked directly of staff without going through the City Manager.
- If staff would be put in an awkward position or feel that they were being given direction, go through the City Manager for the information.
- If you have a question of staff about an item on the agenda, when possible ask the staff person ahead of time (before the meeting) so that he/she can be prepared with the answer.
- As much as possible, e-mail staff with requests for information and c.c. the City Manager. The City Manager shares the information equally with all Council members.

E. GIVING DIRECTION TO THE CITY ATTORNEY

- The Council collectively gives direction to the City Attorney.
- Council members individually may request information of the City Attorney.
- Be cognizant that the City Attorney works by the hour and is the attorney for the entire City Council, not the individual Council member.
- Decisions regarding City Attorney attendance at other than City Council and Planning Commission meetings are determined by the City Manager with the City Attorney.

F. RESPONDING INDIVIDUALLY, AS A COUNCIL MEMBER, TO PUBLIC COMPLAINTS OR INQUIRIES

- Report serious public complaints or inquiries to the City Manager and ask the City Manager to follow up with the member of the public.
- Routine complaints (e.g., replacement of a street light) can go directly to the appropriate department.
- Let the City Manager know if you've spent time with a community member dealing with a complaint.
- Inform the complainant that the appropriate staff member will be notified of a complaint.
- When possible, email the City Manager with complaints or forward complainants' emails to the City Manager.
- If a public member's perception is that they have been treated poorly (e.g., rude) by a City staff member, the Council member needs to share the information with the City Manager.

G. COUNCIL MEMBER REPRESENTATION ON REGIONAL BOARDS

- The Mayor appoints, at a Council meeting, Council member representatives and alternates to regional boards.

H. COUNCIL MEMBER REPRESENTATION ON COUNCIL SUBCOMMITTEES

- The Mayor appoints, at a Council meeting, Council member representatives to Council subcommittees.

I. RESPONDING TO THE PRESS

- When contacted by the press, clarify whether you're speaking on behalf of the Council or yourself.
- If you do not feel knowledgeable about an issue, refer matters to the Mayor, an appropriate Council member or the City Manager.
- All press calls need to be answered and as quickly as possible.
- Confidential issues (anything discussed in closed session) cannot be talked about with anyone.

J. CONSENSUS* DECISION MAKING

- Council members strive toward consensus, including healthy discussions allowing for divergent opinions and/or disagreement.
- If consensus cannot be reached, or if legally required, a vote is taken.

*Consensus = General agreement; a decision that all can live with

K. ACTION OF COUNCIL SUBCOMMITTEES

- Council subcommittees cannot take action on behalf of the Council; they can only make a recommendation to the City Council for action.
- Council subcommittees operate under the Brown Act.
- Minutes of Council subcommittee meetings and Boards/Commissions on which a Council member participates as a member of the Board/Commission will be placed on the Council's consent calendar at the regular meeting of the Council following preparation of the minutes

I. MEETING MANAGEMENT: In order to facilitate efficient and effective meetings and to optimize the City's resources and the publics' time the Council will utilize the following tools during Council meetings:

- Council meetings will be run utilizing Rosenberg's Rules of Order, Simple Parliamentary Procedures for the 21st Century (attached)
- Speaker cards will be utilized for agenda items to allow members of the public to identify the item(s) on the agenda on which they wish to participate.
- City Council agendas will include estimated allotments of time for each agenda item and will be available to the public.
- City Council members will each be given three minutes to discuss a motion. Thereafter each member will be given one additional minute to discuss the motion. This protocol will also apply to closed session discussions.

IN ADDITION TO THE PROTOCOLS, WHAT DO COUNCIL MEMBERS EXPECT AND NEED OF EACH OTHER TO WORK EFFECTIVELY AS A TEAM?

Consensus List:

- Answer and return emails and phone calls; flag emails that are important and include a time when you need a response
- The Mayor will establish weekly "office hours" for 1-2 hours/per week for communications from fellow Council members
- Indicate your preference for getting messages quickly
- Don't speak over each other
- Everyone should have the opportunity to get their say in closed session and respect each other's opinion; formalize agendas with timeframes and clarify about whether direction is needed or not; consider change to formal venue
- Be honest
- Be prompt
- Be present and be prepared
- Avoid repeating what someone else has said
- Listen to each other
- Be brief in your comments
- Get closed session packet as early as possible
- Be advocates, not activists (willing to accept others' views)

Rosenberg's Rules of Order:
Simple Parliamentary
Procedures for the 21st Century

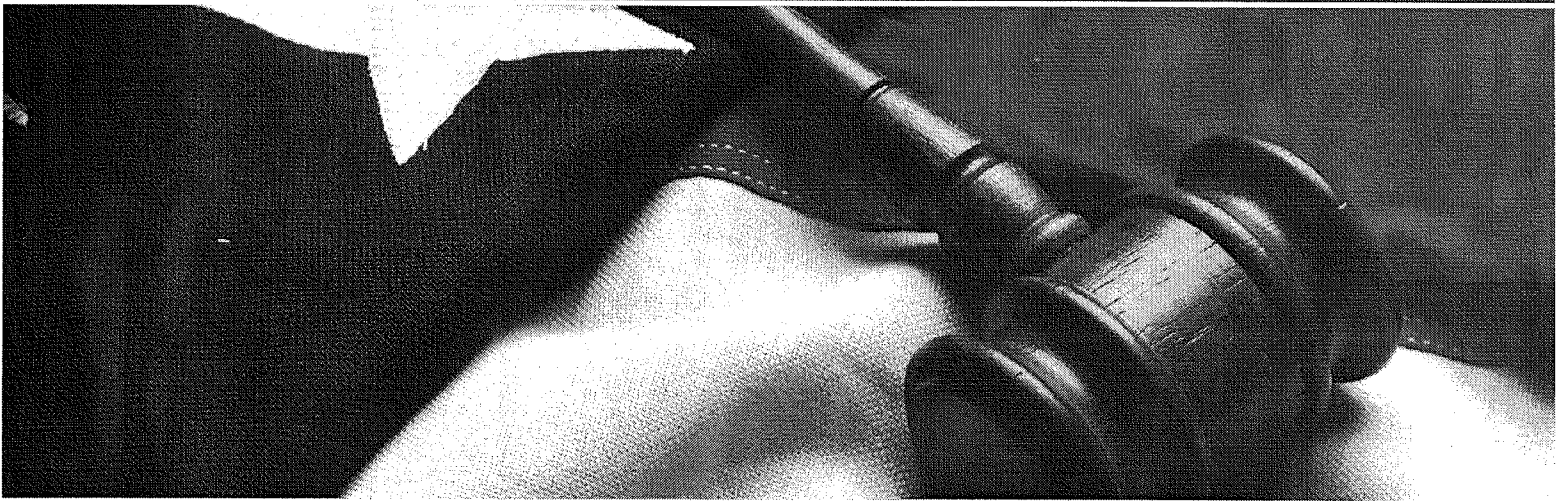


MISSION:

To restore and protect local control for cities through education and advocacy to enhance the quality of life for all Californians.

VISION:

To be recognized and respected as the leading advocate for the common interests of California cities.



About the League of California Cities

Established in 1898, the League of California Cities is a member organization that represents California's incorporated cities. The League strives to protect the local authority and autonomy of city government and help California's cities effectively serve their residents. In addition to advocating on cities' behalf at the state capitol, the League provides its members with professional development programs and information resources, conducts educational conferences and research, and publishes *Western City* magazine.

About *Western City* Magazine

Western City is the League of California Cities' monthly magazine. *Western City* provides lively, interdisciplinary analyses of issues affecting local governance. Its goal is to offer immediately practical ideas, information and bigger-picture policy issues and trends. For more information, visit www.westerncity.com.

"Rosenberg's Rules of Order" first appeared in *Western City* magazine in August and September 2003.

About the Author

Dave Rosenberg is an elected county supervisor representing the 4th District in Yolo County. He also serves as director of community and intergovernmental relations, director of operations, and senior advisor to the governor of California. He has served as a member and chair of numerous state and local boards, both appointed and elected, and also served on the Davis City Council for 12 years, including two terms as mayor. He has taught classes on parliamentary procedure and has served as parliamentarian for large and small governing bodies. In the fall of 2003, Gov. Davis appointed Rosenberg as a judge of the Yolo County Superior Court.

To order additional copies of this publication, call (916) 658-8257 or visit www.cacities.org/store.

© 2003 League of California Cities. All rights reserved.

1400 K Street, Sacramento, CA 95814

(916) 658-8200

Fax (916) 658-8240

www.cacities.org

486
10

Rosenberg's Rules of Order: Simple Parliamentary Procedures for the 21st Century

by Dave Rosenberg

The rules of procedure at meetings should be simple enough for most people to understand. Unfortunately, that hasn't always been the case. Virtually all clubs, associations, boards, councils and bodies follow a set of rules, *Robert's Rules of Order*, which are embodied in a small but complex book. Virtually no one I know has actually read this book cover to cover.

Worse yet, the book was written for another time and purpose. If you are running the British Parliament, *Robert's Rules of Order* is a dandy and quite useful handbook. On the other hand, if you're running a meeting of a five-member body with a few members of the public in attendance, a simplified version of the rules of parliamentary procedure is in order. Hence, the birth of "Rosenberg's Rules of Order."

This publication covers the rules of parliamentary procedure based on my 20 years of experience chairing meetings in state and local government. These rules have been simplified and slimmed down for 21st century meetings, yet they retain the basic tenets of order to which we are accustomed.

"Rosenberg's Rules of Order" are supported by the following four principles:

1. **Rules should establish order.** The first purpose of the rules of parliamentary procedure is to establish a

framework for the orderly conduct of meetings.

2. **Rules should be clear.** Simple rules lead to wider understanding and participation. Complex rules create two classes: those who understand and participate and those who do not fully understand and do not fully participate.
3. **Rules should be user-friendly.** That is, the rules must be simple enough that citizens feel they have been able to participate in the process.
4. **Rules should enforce the will of the majority while protecting the rights of the minority.** The ultimate purpose of the rules of procedure is to encourage discussion and to facilitate decision-making by the body. In a democracy, the majority rules. The rules must enable the majority to express itself and fashion a result, while permitting the minority to also express itself (but not dominate) and fully participate in the process.

The Chairperson Should Take a Back Seat During Discussions

While all members of the governing body should know and understand the rules of parliamentary procedure, it is the chairperson (chair) who is charged with applying the rules of conduct. The chair should be well versed in those

rules, because the chair, for all intents and purposes, makes the final ruling on the rules. In fact, all decisions by the chair are final unless overruled by the governing body itself.

Because the chair conducts the meeting, it is common courtesy for the chair to take a less active role than other members of the body in debates and discussions. This does *not* mean that the chair should not participate in the debate or discussion. On the contrary, as a member of the body, the chair has full rights to participate in debates, discussions and decision-making. The chair should, however, strive to be the last to speak at the discussion and debate stage, and should not make or second a motion unless he or she is convinced that no other member of the body will do so.

The Basic Format for an Agenda Item Discussion

Formal meetings normally have a written, published agenda; informal meetings may have only an oral or understood agenda. In either case, the meeting is governed by the agenda and the agenda constitutes the body's agreed-upon road map for the meeting. And each agenda item can be handled by the chair in the following basic format.

First, the chair should clearly announce the agenda item number and should clearly state what the subject is. The chair should then announce the format that will be followed.

Second, following that agenda format, the chair should invite the appropriate people to report on the item, including any recommendation they might have. The appropriate person may be the chair, a member of the governing body,

There are exceptions to the general rule of free and open debate on motions. The exceptions all apply when there is a desire to move on.

a staff person, or a committee chair charged with providing information about the agenda item.

Third, the chair should ask members of the body if they have any technical questions for clarification. At this point, members of the governing body may ask clarifying questions to the people who reported on the item, and they should be given time to respond.

Fourth, the chair should invite public comments or, if appropriate at a formal meeting, open the meeting to public input. If numerous members of the public indicate a desire to speak to the subject, the chair may limit the time of each public speaker. At the conclusion of the public comments, the chair should announce that public input has concluded (or that the public hearing, as the case may be, is closed).

Fifth, the chair should invite a motion from the governing body members. The chair should announce the name of the member who makes the motion.

Sixth, the chair should determine if any member of the body wishes to second the motion. The chair should announce the name of the member who seconds the motion. It is normally good practice for a motion to require a second before proceeding with it, to ensure that it is not just one member of the body who is interested in a particular approach. However, a second is not an absolute requirement, and the chair can proceed with consideration and a vote on the motion even when there is no second. This is a matter left to the discretion of the chair.

Seventh, if the motion is made and seconded, the chair should make sure everyone understands the motion. This is done in one of three ways:

1. The chair can ask the maker of the motion to repeat it;
2. The chair can repeat the motion; or
3. The chair can ask the secretary or the clerk of the body to repeat the motion.

Eighth, the chair should now invite discussion of the motion by the members of the governing body. If there is no desired discussion or the discussion has ended, the chair should announce that the body will vote on the motion. If there has been no discussion or a very brief discussion, the vote should proceed immediately, and there is no need to repeat the motion. If there has been substantial discussion, it is normally best to make sure everyone understands the motion by repeating it.

Debate on policy is healthy; debate on personalities is not. The chair has the right to cut off discussion that is too personal, too loud or too crude.

Ninth, the chair takes a vote. Simply asking for the "ayes" and then the "nays" is normally sufficient. If members of the body do not vote, then they "abstain." Unless the rules of the body provide otherwise or unless a super-majority is required (as delineated later in these rules), a simple majority determines whether the motion passes or is defeated.

Tenth, the chair should announce the result of the vote and should announce what action (if any) the body has taken. In announcing the result, the chair should indicate the names of the members, if any, who voted in the minority on the motion. This announcement might take the following form: "The motion passes by a vote of 3-2, with Smith and Jones dissenting. We have passed the motion requiring 10 days' notice for all future meetings of this governing body."

Motions in General

Motions are the vehicles for decision-making. It is usually best to have a motion before the governing body prior to discussing an agenda item, to help everyone focus on the motion before them.

Motions are made in a simple two-step process. First, the chair recognizes the member. Second, the member makes a motion by preceding the member's desired approach with the words: "I move ..." A typical motion might be: "I move that we give 10 days' notice in the future for all our meetings."

The chair usually initiates the motion by:

1. Inviting the members to make a motion: "A motion at this time would be in order."
2. Suggesting a motion to the members: "A motion would be in order that we give 10-days' notice in the future for all our meetings."
3. Making the motion.

As noted, the chair has every right as a member of the body to make a motion, but normally should do so only if he or she wishes a motion to be made but no other member seems willing to do so.

The Three Basic Motions

Three motions are the most common:

1. **The basic motion.** The basic motion is the one that puts forward a decision for consideration. A basic motion might be: "I move that we create a five-member committee to plan and put on our annual fundraiser."
2. **The motion to amend.** If a member wants to change a basic motion that is under discussion, he or she would move to amend it. A motion to amend might be: "I move that we amend the motion to have a 10-member committee." A motion to amend takes the basic motion that is before the body and seeks to change it in some way.

3. **The substitute motion.** If a member wants to completely do away with the basic motion under discussion and put a new motion before the governing body, he or she would “move a substitute motion.” A substitute motion might be: “I move a substitute motion that we cancel the annual fundraiser this year.”

Motions to amend and substitute motions are often confused. But they are quite different, and so is their effect, if passed.

A motion to amend seeks to retain the basic motion on the floor, but to modify it in some way.

A substitute motion seeks to throw out the basic motion on the floor and substitute a new and different motion for it.

The decision as to whether a motion is really a motion to amend or a substitute motion is left to the chair. So that if a member makes what that member calls a motion to amend, but the chair determines it is really a substitute motion, the chair's designation governs.

When Multiple Motions Are Before The Governing Body

Up to three motions may be on the floor simultaneously. The chair may reject a fourth motion until the three that are on the floor have been resolved.

When two or three motions are on the floor (after motions and seconds) at the same time, the *first* vote should be on the *last* motion made. So, for example, assume the first motion is a basic “motion to have a five-member committee to plan and put on our annual fundraiser.” During the discussion of this motion, a member might make a second motion to “amend the main motion to have a 10-member committee, not a five-member committee, to plan and put on our annual fundraiser.” And perhaps, during that discussion, a member makes yet a third motion as a “substitute motion that we not have an annual fundraiser this year.” The proper procedure would be as follows.

First, the chair would deal with the *third* (the last) motion on the floor, the substitute motion. After discussion and debate, a vote would be taken first on the third motion. If the substitute motion *passes*, it would be a substitute for the basic motion and would eliminate it. The first motion would be moot, as would the second motion (which sought to amend the first motion), and the action on the agenda item would be complete. No vote would be taken on the first or second motions. On the other hand, if the substitute motion (the third motion) *failed*, the chair would proceed to consideration of the second (now the last) motion on the floor, the motion to amend.

If the substitute motion failed, the chair would then deal with the second (now the last) motion on the floor, the motion to amend. The discussion and debate would focus strictly on the amendment (should the committee be five or 10 members). If the motion to amend *passed*, the chair would now move to consider the main motion (the first motion) as *amended*. If the motion to amend failed, the chair would now move to consider the main motion (the first motion) in its original format, not amended.

The challenge for anyone chairing a public meeting is to accommodate public input in a timely and time-sensitive way, while maintaining steady progress through the agenda items.

Third, the chair would now deal with the first motion that was placed on the floor. The original motion would either be in its original format (five-member committee) or, if amended, would be in its amended format (10-member committee). And the question on the floor for discussion and decision would be whether a committee should plan and put on the annual fundraiser.

To Debate or Not to Debate

The basic rule of motions is that they are subject to discussion and debate. Accordingly, basic motions, motions to amend, and substitute motions are all eligible, each in their turn, for full discussion before and by the body. The debate can continue as long as members of the body wish to discuss an item, subject to the decision of the chair that it is time to move on and take action.

There are exceptions to the general rule of free and open debate on motions. The exceptions all apply when there is a desire of the body to move on. The following motions are *not* debatable (that is, when the following motions are made and seconded, the chair must immediately call for a vote of the body without debate on the motion):

A motion to adjourn. This motion, if passed, requires the body to immediately adjourn to its next regularly scheduled meeting. This motion requires a simple majority vote.

A motion to recess. This motion, if passed, requires the body to immediately take a recess. Normally, the chair determines the length of the recess, which may range from a few minutes to an hour. It requires a simple majority vote.

A motion to fix the time to adjourn.

This motion, if passed, requires the body to adjourn the meeting at the specific time set in the motion. For example, the motion might be: “I move we adjourn this meeting at midnight.” It requires a simple majority vote.

A motion to table. This motion, if passed, requires discussion of the agenda item to be halted and the agenda item to

be placed on "hold." The motion may contain a specific time in which the item can come back to the body: "I move we table this item until our regular meeting in October." Or the motion may contain no specific time for the return of the item, in which case a motion to take the item off the table and bring it back to the body will have to be taken at a future meeting. A motion to table an item (or to bring it back to the body) requires a simple majority vote.

A motion to limit debate. The most common form of this motion is to say: "I move the previous question" or "I move the question" or "I call for the question." When a member of the body makes such a motion, the member is really saying: "I've had enough debate. Let's get on with the vote." When such a motion is made, the chair should ask for a second to the motion, stop debate, and vote on the motion to limit debate. The motion to limit debate requires a two-thirds vote of the body. Note that a motion to limit debate could include a time limit. For example: "I move we limit debate on this agenda item to 15 minutes." Even in this format, the

the motion fails. If one member is absent and the vote is 3-3, the motion still fails.

All motions require a simple majority, but there are a few exceptions. The exceptions occur when the body is taking an action that effectively cuts off the ability of a minority of the body to take an action or discuss an item. These extraordinary motions require a two-thirds majority (a super-majority) to pass:

Motion to limit debate. Whether a member says, "I move the previous question," "I move the question," "I call for the question" or "I move to limit debate," it all amounts to an attempt to cut off the ability of the minority to discuss an item, and it requires a two-thirds vote to pass.

Motion to close nominations. When choosing officers of the body, such as the chair, nominations are in order either from a nominating committee or from the floor of the body. A motion to close nominations effectively cuts off the right of the minority to nominate officers, and it requires a two-thirds vote to pass.

pend the rules for a particular purpose. For example, the body (a private club) might have a rule prohibiting the attendance at meetings by non-club members. A motion to suspend the rules would be in order to allow a non-club member to attend a meeting of the club on a particular date or on a particular agenda item.

The Motion to Reconsider

There is a special and unique motion that requires a bit of explanation all by itself: the motion to reconsider. A tenet of parliamentary procedure is finality. After vigorous discussion, debate and a vote, there must be some closure to the issue. And so, after a vote is taken, the matter is deemed closed, subject only to reopening if a proper motion to reconsider is made.

A motion to reconsider requires a majority vote to pass, but there are two special rules that apply only to the motion to reconsider.

First is the matter of timing. A motion to reconsider must be made at the meeting where the item was first voted upon or at the very next meeting of the body. A motion to reconsider made at a later time is untimely. (The body, however, can always vote to suspend the rules and, by a two-thirds majority, allow a motion to reconsider to be made at another time.)

Second, a motion to reconsider may be made only by certain members of the body. Accordingly, a motion to reconsider may be made only by a member who voted *in the majority* on the original motion. If such a member has a change of heart, he or she may make the motion to reconsider (any other member of the body may second the motion). If a member who voted *in the minority* seeks to make the motion to reconsider, it must be ruled out of order. The purpose of this rule is finality. If a member of the minority could make a motion to reconsider, then the item could be brought back to the body again and again, which would defeat the purpose of finality.

If you are running the British Parliament, *Robert's Rules of Order* is a dandy and quite useful handbook.

motion to limit debate requires a two-thirds vote of the body. A similar motion is a *motion to object to consideration of an item*. This motion is not debatable, and if passed, precludes the body from even considering an item on the agenda. It also requires a two-thirds vote.

Majority and Super-Majority Votes

In a democracy, decisions are made with a simple majority vote. A tie vote means the motion fails. So in a seven-member body, a vote of 4-3 passes the motion. A vote of 3-3 with one abstention means

Motion to object to the consideration of a question. Normally, such a motion is unnecessary, because the objectionable item can be tabled or defeated straight up. However, when members of a body do not even want an item on the agenda to be considered, then such a motion is in order. It is not debatable, and it requires a two-thirds vote to pass.

Motion to suspend the rules. This motion is debatable, but requires a two-thirds vote to pass. If the body has its own rules of order, conduct or procedure, this motion allows the body to sus-

If the motion to reconsider passes, then the original matter is back before the body, and a new original motion is in order. The matter may be discussed and debated as if it were on the floor for the first time.

Courtesy and Decorum

The rules of order are meant to create an atmosphere where the members of the body and the members of the public can attend to business efficiently, fairly and with full participation. And at the same time, it is up to the chair and the members of the body to maintain common courtesy and decorum. Unless the setting is very informal, it is always best for only one person at a time to have the floor, and it is always best for every

It is usually best to have a motion before the governing body prior to discussing an agenda item, to help everyone focus.

lege relate to anything that would interfere with the normal comfort of the meeting. For example, the room may be too hot or too cold, or a blowing fan might interfere with a person's ability to hear.

Order. The proper interruption would be: "Point of order." Again, the chair would ask the interrupter to "state your point." Appropriate points of order

Withdraw a motion. During debate and discussion of a motion, the maker of the motion on the floor, at any time, may interrupt a speaker to withdraw his or her motion from the floor. The motion is immediately deemed withdrawn, although the chair may ask the person who seconded the motion if he or she wishes to make the motion, and any other member may make the motion if properly recognized.

Motions to amend and substitute motions are often confused. But they are quite different, and so is their effect, if passed.

speaker to be first recognized by the chair before proceeding to speak.

The chair should always ensure that debate and discussion of an agenda item focus on the item and the policy in question, not on the personalities of the members of the body. Debate on policy is healthy; debate on personalities is not. The chair has the right to cut off discussion that is too personal, too loud or too crude.

Debate and discussion should be focused, but free and open. In the interest of time, the chair may, however, limit the time allotted to speakers, including members of the body. Can a member of the body interrupt the speaker? The general rule is no. There are, however, exceptions. A speaker may be interrupted for the following reasons:

Privilege. The proper interruption would be: "Point of privilege." The chair would then ask the interrupter to "state your point." Appropriate points of privi-

relate to anything that would not be considered appropriate conduct of the meeting; for example, if the chair moved on to a vote on a motion that permits debate without allowing that discussion or debate.

Appeal. If the chair makes a ruling that a member of the body disagrees with, that member may appeal the ruling of the chair. If the motion is seconded and after debate, if it passes by a simple majority vote, then the ruling of the chair is deemed reversed.

Call for orders of the day. This is simply another way of saying, "Let's return to the agenda." If a member believes that the body has drifted from the agreed-upon agenda, such a call may be made. It does not require a vote, and when the chair discovers that the agenda has not been followed, the chair simply reminds the body to return to the agenda item properly before them. If the chair fails to do so, the chair's determination may be appealed.

Special Notes About Public Input

The rules outlined here help make meetings very public-friendly. But in addition, and particularly for the chair, it is wise to remember three special rules that apply to each agenda item:

Rule One: Tell the public what the body will be doing.

Rule Two: Keep the public informed while the body is doing it.

Rule Three: When the body has acted, tell the public what the body did.

Public input is essential to a healthy democracy, and community participation in public meetings is an important element of that input. The challenge for anyone chairing a public meeting is to accommodate public input in a timely and time-sensitive way, while maintaining steady progress through the agenda items. The rules presented here for conducting a meeting are offered as tools for effective leadership and as a means of developing sound public policy. ■

SKU 1533

\$5.00


To order additional copies of this publication, call (916) 658-8257 or visit www.cacities.org/store.

© 2003 League of California Cities.
All rights reserved.



LEAGUE
OF CALIFORNIA
CITIES

1400 K Street
Sacramento, CA 95814
(916) 658-8200
Fax (916) 658-8240
www.cacities.org

 This publication is printed
on recycled paper

486
16