



STAFF REPORT

SAUSALITO CITY COUNCIL

AGENDA TITLE:

Sausalito Police Department's Crime and Traffic Report
2010 Second Quarter Report

RECOMMENDED MOTION:

Receive and file statistical data following review of the presentation.

SUMMARY

The Sausalito Police Department is prepared to address the Sausalito City Council with statistical information concerning crime and traffic issues that have occurred in the City of Sausalito. This statistical information covers the second quarter of the 2010 calendar year.

BACKGROUND

The Sausalito Police Department documents criminal and traffic statistics in a format that is consistent with the State of California Department of Justice guidelines. The Sausalito Police Department submits this statistical data to the Sausalito City Council quarterly.

VIOLENT CRIMES	2008	2009	2010
Assault / Battery	10	5	9
Domestic Violence	3	7	10

CRIME STATISTICS	2008	2009	2010
BURGLARY – Residential	11	7	18
BURGLARY – Non-residential	10	18	9
THEFT – Grand	28	21	29
THEFT – Petty	48	47	40
STOLEN VEHICLES	13	2	6
FRAUD / IDENTITY THEFT/EMBEZZLE	17	29	15
DUI	71	45	63

5150's & ARRESTS	2008	2009	2010
5150's	10	22	12
Arrests	270	149	159

Item #: 6E
Meeting Date: 7-27-10
Page #: 1

TRAFFIC ACCIDENTS & CITATIONS	2008	2009	2010
All Traffic Accidents	52	60	55
Accidents Involving Bicycles	10	6	8
Moving Violations	1224	1311	695
Parking Violations	4978	5542	3904

CALLS FOR SERVICE	2008	2009	2010
Calls For Service	6513	6412	5813
False Alarm Responses	397	349	299

STAFF RECOMMENDATIONS

Receive and file this statistical information.

ATTACHMENTS

1. 2010 Second Quarter Statistical Data Report for Crime and Traffic

PREPARED BY:

Susan D. Barnes

Susan Barnes
Administrative Aide II

REVIEWED BY:

Scott Paulin

Scott Paulin
Chief of Police

SUBMITTED BY:

Adam Politzer

Adam Politzer
City Manager

PRESENTED BY:


John Rohrbacher

John Rohrbacher
Police Captain

Item #: 6E
Meeting Date: _____
Page #: 2


Sausalito Police Department

Crime and Traffic Report
January through June 2010

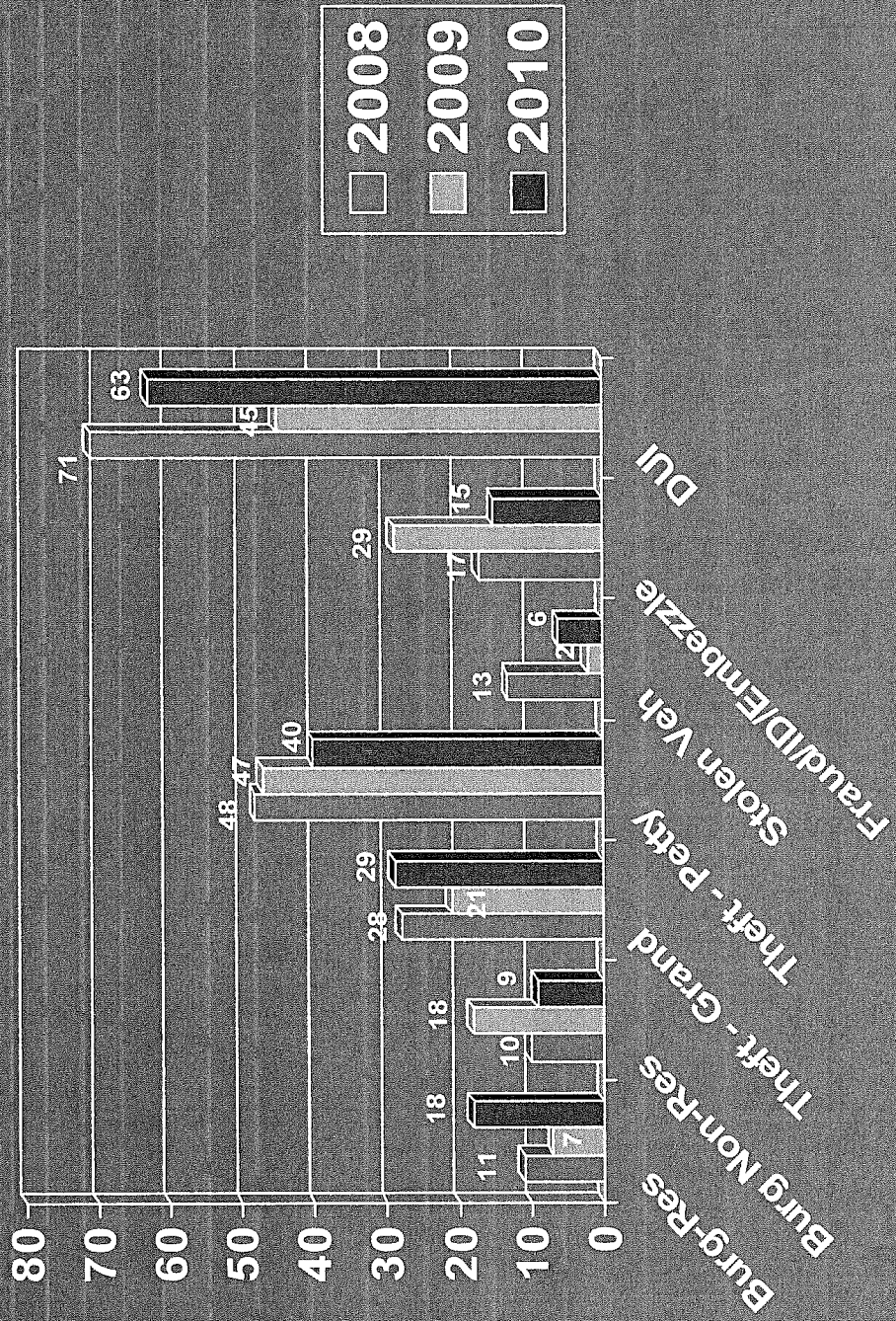


WJF

2nd Quarter Comparison of Violent Crimes




2nd Quarter Comparison of Crime Statistics




5/25


2nd Quarter Comparison of 5150's and Arrests



2nd Quarter Comparison of Traffic Accidents




2nd Quarter Comparison of Traffic Citations



388

2nd Quarter Comparison of Calls for Service



BE
9



SAUSALITO PD - JUNE 2010

	June, 2009	June, 2010	Year to Date 2009	Year to Date 2010
Citations				
Moving Citations:				
Speed Violations	18	25	226	114
Traffic Signal Violation	6	3	47	18
Stop Sign Violations	32	13	100	70
Seatbelt Violations	17	0	54	6
Pedestrian Ro/W Viola	13	2	68	27
Bicycle Violations	47	15	125	45
14601-Suspd Lic Driver	3	0	19	15
12500-Unlicnsd Driver	16	10	97	54
Mechanical	47	18	247	136
Other Infractions	77	29	323	201
Other Misd Citations	0	0	1	2
City Ordinance Violation	1	0	4	7
Parking	815	641	5542	3904
TOTAL CITATIONS	1092	756	6853	4599
Arrests/Cites/Complaints				
Driving Under the Influe	3	9	45	63
Drugs - Marijuana	0	0	1	6
Drugs - Other Misd	0	0	1	1
Drugs - Other Felony	0	1	7	4
Public Intoxication	6	5	28	17
Warrants	3	2	12	18
Other Misdemeanor	7	4	44	37
Other Felony	0	4	11	13
TOTAL ARRESTS	19	25	149	159
Reports Taken				
Assault / Battery	0	1	5	9
Robbery	0	0	0	0
Burglary/Thefts Totals	16	17	93	96
Residential Burg	1	3	7	18
Commercial Burg	6	4	18	9
Grand Theft	3	6	21	29
Petty Theft	6	4	47	40
Domestic Violence	2	2	7	10
Driving Under the Influe	3	9	45	63
Drugs - Marijuana	0	0	1	7
Drugs - Other Misd	0	0	1	1
Drugs - Other Felony	0	1	7	4
Fraud/ID Theft/Embezzl	4	3	29	15
Public Intoxication	6	5	28	17
Stolen Vehicles	0	3	2	6
Vandalism	0	1	19	18
5150 Reports	2	2	22	12
Other Misc Reports	17	12	118	117
TOTAL REPORTS TAKEN	69	66	464	444
Impounds	11	6	64	65
Calls for Service	1152	1074	6412	5813
Alarm Responses	64	53	349	299
Foot Patrols	193	145	756	825
FI's	51	28	395	232
Traffic Accidents	12	12	60	55

6E
11

<u>DATE</u>	<u>TIME</u>	<u>LOCATION</u>	<u>CASE #</u>	<u>PCF</u>	<u>TYPE</u>	<u>INJURY</u>	<u>DUI</u>	<u>H&R</u>	<u>Info Exch</u>
01/09/10	1908	Bridgeway Bl, #2400	10-29	23152(a) V motorcycle		x			
01/11/10	1700	Gate 6 Road	n/a	22107 VC	veh vs. parked veh				x
01/21/10	1052	Bridgeway @ Coloma	10-64	21651(B) V vehicle	vs. vehicle			x	
01/23/10	0910	Bridgeway @ Pine St	n/a	21801(a) V vehicle	vs. vehicle				x
02/01/10	1700	Bridgeway @ Pine St	n/a	22106 VC	vehicle vs. vehicle				x
02/07/10	2102	Marinship Wy, #2100	10-134	22106 VC	veh vs. parked veh			x	
02/16/10	1216	Filbert Av, #44	10-163	unknown	veh vs. parked veh			x	
02/17/10	0845	Bridgeway @ Gate 6	10-164	21703 VC	vehicle vs. vehicle				
02/17/10	1406	Bridgeway @ Locust	10-165	22106 VC	veh vs veh vs parked				
02/20/10	1609	Glen Dr @ Glen Ct	n/a	22350 VC	vehicle vs. vehicle				x
02/24/10	1930	Bridgeway Bl, #1000	10-188	22350 VC	vehicle vs. vehicle				
02/27/10	0944	Bridgeway Bl, #900	10-198	22102 VC	vehicle vs. x				
03/14/10	1322	Spring St, #523	10-278	unknown	veh vs. parked veh			x	
03/16/10	1500	Bridgeway Bl, #513	10-292	22106 VC	veh vs. bic) minor				
03/17/10	1355	Pine St, #325	10-294	22350 VC	vehicle vs. vehicle				
03/19/10	2001	Bridgeway @ Gate 6	10-304	22350 VC	veh vs. veh vs. veh				
03/20/10	1505	Bridgeway @ Princess	10-308	21950(B) V ped vs. bic)	minor				
03/23/10	1337	Bee St, #404	10-326	unknown	veh vs. parked veh			x	
03/24/10	0925	Edwards Av, #120	10-327	unknown	veh vs. parked veh			x	
03/28/10	1230	Turney @ Bridgeway	n/a	22106 VC	veh vs. parked veh				x
04/02/10	1058	Cazneau, #248	10-357	22350 VC	veh vs. parked veh			x	
04/02/10	1923	Harbor Dr, #100	10-359	22107 VC	veh vs. parked veh			x	
04/03/10	0425	Monte Mar @ Spencer	10-363	23152(a) V solo vehicle			x		
04/04/10	1438	Lower Crescent Ave	10-366	21802A VC	vehicle vs. vehicle				
04/06/10	1141	Bridgeway @ Gate 5 R	10-370	21703 VC	vehicle vs. minor				
04/14/10	1656	Bridgeway Bl, #300	10-405	22103 VC	vehicle vs. bicycle				
04/22/10	0749	Bridgeway @ Easterby	10-439	21658(a) V vehicle	vs. vehicle				
04/23/10	1120	Glen Dr, #284	n/a	22106 VC	vehicle vs. vehicle				x
04/25/10	1133	Second St, #110	n/a	inattention solo bicycle		x			
04/25/10	1207	Bridgeway Bl, #321	10-457	22517 VC	vehicle vs. bicycle				
04/27/10	1146	Bridgeway Bl, #1901	10-469	21804(a) V vehicle	vs. vehicle				
04/29/10	1047	Lower Crescent, #66	10-478	22350 VC	veh vs. parked veh			x	
04/29/10	1541	Bridgeway Bl, #561	10-479	22350 VC	veh vs. parked veh			x	

UPR

05/03/10	1637	Muni Lot 2	10-496	22106 VC	veh vs. parked veh	x	
05/05/10	2100	W. Harbor Dr/parking lot	n/a	22106 VC	veh vs. parked veh		x
05/10/10	13230	Caledonia St @ Litho	10-531	22350 VC	veh vs. parked veh		x
05/14/10	1615	100 Harbor Dr/private	n/a	22106 VC	vehicle vs. vehicle		x
05/21/10	0919	Rodeo Ave, #25	10-577	unknown	vehicle vs. vehicle	x	
05/22/10	1041	Princess St, #3	10-584	22350 VC	vehicle vs. vehicle		x
05/27/10	1018	Girard Ave	n/a	21803(a) V	vehicle vs. vehicle		x
05/28/10	2049	Harbor Dr, #298	10-616	unknown	veh vs. parked veh	x	
05/31/10	1520	Bridgeway Bl @ Spring	n/a	mechanical	veh vs. parked veh		x
06/02/10	0953	Cable Roadway, #40	10-639	mechanical	veh vs. 2xparked veh		
06/05/10	1310	Bridgeway Bl, #893	10-650	22107 VC	vehicle vs. bicycle		
06/10/10	1400	Bridgeway @ Gate 5 R	n/a	unknown	vehicle vs. vehicle		x
06/11/10	1910	Litho @ Caledonia	n/a	22350(a) V	veh vs. parked veh		x
06/13/10	0908	Ebbtide, #1	10-683	unknown	veh vs. parked veh	x	
06/15/10	1659	Bay @ Bridgeway	10-695	21453(a) V	bicycle vs. l	x	
06/16/10	1331	Edwards, #141	10-700	unknown	veh vs. parked veh		x
06/17/10	0958	Harbor @ Bridgeway	10-705	21755 VC	bicycle vs. minor		
06/18/10	1404	Bridgeway, 10-710		22106 VC	veh vs. parked veh		
06/25/10	2251	Bridgeway, #2015	10-731	22107 VC	veh vs. 2xparked veh	x	
06/28/10	1246	Sausalito Bl, #543	10-742	unknown	veh vs. private prop		x
06/30/10	0241	Bridgeway Bl, #305	10-752	22107 VC	veh vs parked veh		x