

**Police Department Quarterly
Report**

ITEM 6H



STAFF REPORT

SAUSALITO CITY COUNCIL

AGENDA TITLE:

Sausalito Police Department's Crime and Traffic Report
2010 Third Quarter Report

RECOMMENDED MOTION:

Receive and file statistical data following review of the presentation.

SUMMARY

The Sausalito Police Department is prepared to address the Sausalito City Council with statistical information concerning crime and traffic issues that have occurred in the City of Sausalito. This statistical information covers the third quarter of the 2010 calendar year.

BACKGROUND

The Sausalito Police Department documents criminal and traffic statistics in a format that is consistent with the State of California Department of Justice guidelines. The Sausalito Police Department submits this statistical data to the Sausalito City Council quarterly.

VIOLENT CRIMES	2008	2009	2010
Assault / Battery	12	10	13
Domestic Violence	10	14	12

CRIME STATISTICS	2008	2009	2010
BURGLARY – Residential	25	12	23
BURGLARY – Non-residential	15	23	11
THEFT – Grand	46	29	55
THEFT – Petty	62	60	52
STOLEN VEHICLES	14	2	8
FRAUD / IDENTITY THEFT/EMBEZZLE	21	41	23
DUI	119	61	79

5150's & ARRESTS	2008	2009	2010
5150's	19	27	19
Arrests	400	216	220

TRAFFIC ACCIDENTS & CITATIONS	2008	2009	2010
All Traffic Accidents	92	96	80
Accidents Involving Bicycles	17	14	12
Moving Violations	1856	2021	1068
Parking Violations	8099	8683	6210

CALLS FOR SERVICE	2008	2009	2010
Calls For Service	10120	10047	9280
False Alarm Responses	584	520	473

STAFF RECOMMENDATIONS

Receive and file this statistical information.

ATTACHMENTS

1. 2010 Third Quarter Statistical Data Report for Crime and Traffic

PREPARED BY:

Susan D. Barnes

Susan Barnes
Administrative Aide II

REVIEWED BY:

John Rohrbacher
Interim Chief of Police

SUBMITTED BY:

Adam Politzer

Adam Politzer
City Manager


Item #: 6F
Meeting Date: _____
Page #: 2

Sausalito Police Department


Crime and Traffic Report
January through September 2010



3rd Quarter Comparison of Violent Crimes




3rd Quarter Comparison of Crime Statistics




016F


3rd Quarter Comparison of 5150's and Arrests



3rd Quarter Comparison of Traffic Accidents



3rd Quarter Comparison of Traffic Citations



3rd Quarter Comparison of Calls for Service

